

# Tutorial for YPC 2024 Application

## Option 1: Policy or Implementation Abstract

### What is it?

It is a brief summary that outlines the key goals, strategies, and expected or achieved impact of a policy or programme connecting African youth to a chosen track.

### Who is it Suitable for?

It is suitable for youth who have hands-on experience with designing or executing policies and programmes, and who can share insights, challenges, and lessons learned from their work. This option is great for those who wish to highlight the practical implications of their work and demonstrate the underlying theory of change or best practices.

### Structure of the abstract:

- Title and list of authors (this will not be counted towards the 300-word limit),
- Background,
- Description of the project/policy,
- Theory of change or lessons learned (including best practices),
- Conclusion demonstrating the significance of lessons learned to the track of your choice,
- Pictures and graphs are NOT allowed.

## Tips

**SEEK FEEDBACK:** Share your draft with colleagues or mentors for feedback. Incorporate their suggestions and finalize your abstract,

### STICK TO THE GUIDELINES:

Ensure it meets any submission guidelines regarding length, format, and content.

**KEEP IT SHORT:** You only have 300 words. Try to include only the most relevant information and be intentional with your words use, limiting the use of filler words.


## Steps



1

### Identify the Policy/Project

Choose a specific policy or programme you've worked on or have deep knowledge of. Ensure it aligns with the track of choice and has clear lessons or a theory of change.



2

### Provide a background


Summarize the purpose, scope and objectives of the programme, project or policy.



3

### Write your description

Describe the programme, project or policy period, setting and location, the structure, key population (if applicable) and activities and interventions undertaken in support of the programme, project or policy.



4

### Develop the Theory of Change or Lessons Learned

Articulate the underlying theory that guided the policy or programme or reflect on the key lessons and best practices that emerged during its implementation. This is the core of your submission.



5

### Conclusions/next steps

Explain the significance of the findings and/or outcomes of the programme, project or policy for your selected track and future implications of the results.

# Tutorial for YPC 2024 Application

## Option 2: Article or commentary

### What is it?

This option involves writing a well-argued short piece that presents a clear thesis on an issue connecting African youth to a chosen track. The piece should offer expert insights, exploring the complexities of the topic with evidence and analysis.

### Who is it Suitable for?

It is suitable for Youth who want to present a well-argued perspective or opinion on a relevant issue. This option is suited for those who excel in critical analysis and can articulate a clear thesis connecting youth to broader policy or thematic concerns.

### Structure:

- Title and list of authors (this will not be counted towards the 300-word limit),
- Main text including a clear thesis well-supported by arguments and evidence.
- Pictures and graphs are NOT allowed.

## Tips

**SEEK FEEDBACK:** Share your draft with colleagues or mentors for feedback. Incorporate their suggestions and finalize your abstract,

**STICK TO THE GUIDELINES:** Ensure it meets any submission guidelines regarding length, format, and content.

**KEEP IT SHORT:** You only have 300 words. Try to include only the most relevant information and be intentional with your words use, limiting the use of filler words.

## Steps

1



### Select a Topic

Choose a pressing issue that connects African youth to your selected track. Ensure the topic is relevant, timely, and allows you to present a nuanced perspective.

2



### Gather information

Read academic articles, policy documents, and relevant data, to deepen your understanding of the topic. This will help you build a strong foundation for your argument.


3



### Craft a Clear Thesis

Develop a central argument or thesis that will guide your article. This should be a concise statement that reflects your unique perspective or insight on the issue.

4



### Outline the Article

Plan the structure of your article, breaking it into an introduction, body (where you'll present your argument and evidence), and conclusion. Ensure each section logically flows from one to the next.

5



### Write and Revise

Begin writing, focusing on making your argument clear and persuasive. Support your points with evidence and expert understanding. Revise multiple times, refining your language and ensuring your thesis is consistently supported throughout.



# Tutorial for YPC 2024 Application

## Option 3: Research Abstract

### What is it?

This is a research abstract summarizes the key findings of a study, including the background, methods, results, and conclusions. This option is suited for presenting data-driven insights that are significant to the chosen track, with a focus on how the findings contribute to broader understanding or practice.

### Suitable for:

Youth who have conducted research and wish to present their findings. This option is most suitable for those with data or evidence to support their conclusions, especially if the research can provide new insights or inform policy or practice within the selected track.

### Structure:

- Title and list of authors (this will not be counted towards the 300-word limit),
- Background,
- Research method,
- Results/findings,
- Conclusion demonstrating the significance of the findings to the track of choice.
- Pictures and graphs are NOT allowed.

## Tips

**SEEK FEEDBACK:** Share your draft with colleagues or mentors for feedback. Incorporate their suggestions and finalize your abstract,

**STICK TO THE GUIDELINES:** Ensure it meets any submission guidelines regarding length, format, and content.

**KEEP IT SHORT:** You only have 300 words. Try to include only the most relevant information and be intentional with your words use, limiting the use of filler words.

## Steps



### 1 Identify Your Research

Choose a research project that is relevant to your chosen track and has clear findings to report. Ensure you have all the necessary data and results organized



### 2 Structure the Abstract

Outline the abstract with the required sections: a) Background, b) Methods, c) Results, and d) Conclusion



### 3 Provide a background

Indicate the purpose and objective of the research, the hypothesis that was tested, or a description of the problem being analysed or evaluated.



### 4 Present your methods:

Describe the study period, setting and location, study design, study population, data collection and methods of analysis used.



### 5 Present the Results

Summarize the key findings in the results section, including relevant disaggregated data (by age/gender, etc.).



### 6 Present your conclusion

emphasize the significance of your results or findings and how they relate to the broader context of the chosen track.