

Outbreak Brief #153

Coronavirus Disease 2019 (COVID-19) Pandemic

20 December 2022

Global case count

650,332,899 cases

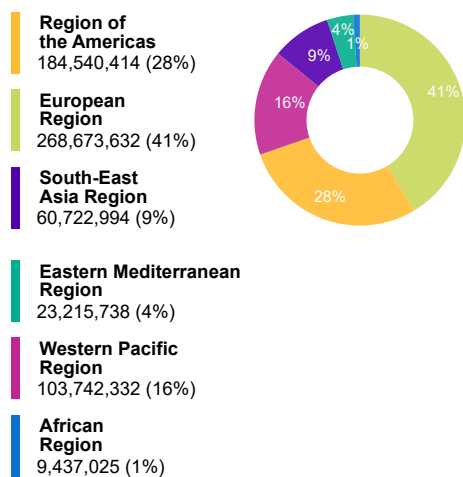
6,649,874 deaths

AU Member States case count

12,142,675 cases


256,470 deaths

The distribution of cumulative cases from the WHO reporting regions



Source: [WHO Coronavirus \(COVID-19\) Dashboard](#)

Proportion of global totals in Africa



53 AU Member States reporting presence of variants of concern

- 50 (91%) MS reporting Alpha
- 45 (82%) MS reporting Beta
- 3 (5%) MS reporting Gamma
- 52 (95%) MS reporting Delta
- 51 (93%) MS reporting Omicron

COVID-19 vaccination and booster coverage by AU Member State

- 29.4% population partially vaccinated
- 26.6% population fully vaccinated
- 3.1% population boosted

Number of new COVID-19 cases in African Union Regions

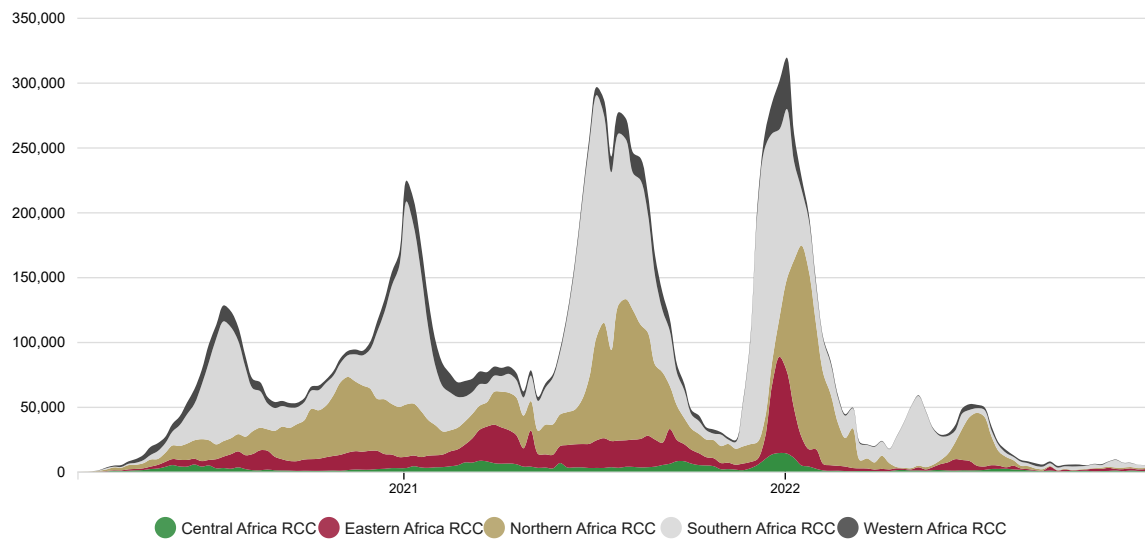


Figure 1. New COVID-19 cases reported per day in Africa by African Union region (15 February 2020 - 20 December 2022)

Outbreak Update

Outbreak Update: As of 20 December 2022, a total of 650,332,899 COVID-19 cases and 6,649,874 deaths (case fatality ratio [CFR]: 1%) have been reported globally by 232 countries and territories to the World Health Organization (WHO). The distribution of cumulative cases (percentage of global cases) from the WHO regions (excluding Africa) are as follows: **Eastern Mediterranean Region** 19,667,356 (3%), **European Region** 268,457,473 (41%), **Region of the Americas** 184,488,529 (28%), **South-East Asia Region** 60,721,696 (10%) and **Western Pacific Region** 103,439,864 (16%). In the last seven days, the five countries reporting the highest number of new cases are Japan (988,241), the Republic of Korea (461,473), the United States of America (445,424), France (381,857) and Brazil (324,440). As of 19 December 2022, over 5 billion people (63% of the global population) have been fully vaccinated. For more detailed information on cases and deaths reported outside of Africa, refer to the [WHO COVID-19 dashboard](#).

As of 6 p.m. East African Time (EAT) 20 December 2022, a total of **12,142,675** COVID-19 cases and **256,470** deaths (**CFR: 2.1%**) have been reported by the 55 African Union (AU) Member States (MS). This represents 2% of all cases and 4% of all deaths reported globally. Forty-four (80%) AU MS are reporting CFRs higher than the global CFR. Since the detection of COVID-19 on the African continent (in February 2020), 53 (96%) AU MS have experienced three distinct COVID-19 waves, 48 (87%) MS have experienced four waves, 28 MS have experienced five waves, 6 MS have experienced a sixth wave and one MS (Kenya) has experienced a seventh wave.

Fifty-three MS have reported COVID-19 cases infected with the Alpha (50 MS), Beta (45), Delta (52), Gamma (3) and Omicron (51) variants of concern (VOC). Additionally, 32 MS have detected the Omicron BA.2 sub-variant, while 23 MS detected the Omicron BA.4, 20 MS detected the Omicron BA.5, 9 MS detected the BA.2.75 and 5 MS detected the Omicron XBB sub-variants. More information on SARS-COV-2 sequencing and the breakdown of variants reported by AU MS is available on the [Africa Pathogen Genomics Initiative Dashboard](#).

Fifty-four (98%) MS are currently providing COVID-19 vaccination to the general population. Cumulatively, 828.6 million doses have been administered on the continent. Of these doses administered, 411.7 million people have been partially vaccinated, 373.5 million have been fully vaccinated, and 27% of the continental population is fully vaccinated. Eritrea is the only AU MS yet to start COVID-19 vaccination roll out. More information on COVID-19 vaccination can be found on the [Africa CDC COVID-19 vaccine dashboard](#).

For Epi week 50 (12 - 18 December 2022), 5,068 new COVID-19 cases were reported, which is a 4% decrease in the number of new cases reported compared to the previous week (week 49) (Figure 1). The Southern region accounted for 49% of the new COVID-19 cases reported this week, followed by the Eastern (27%), Northern (15%), Central (7%) and Western (2%) regions. Mauritius (12), Cabo Verde (8) and Zimbabwe (8) had the highest number of new daily COVID-19 cases per 1 million population among all MS.

Last week (week 50), 60 new COVID-19 deaths were reported in Africa, which is a 39% decrease in the number of new deaths reported compared to the previous week. Approximately 57% of these deaths were reported from the Southern region. The remaining deaths were reported from the Northern (21%), Eastern (20%) and Western (2%) regions. There were no new deaths reported from the Central and regions. Cumulative COVID-19 case and death totals and new COVID-19 cases and deaths reported during week 50 by AU Member State are summarized in Table 1.

More than 280,000 tests were conducted during the past week, reflecting a 254% increase in the number of tests compared to the previous week. The weekly % test positivity is 2%, a 71% decrease compared to last week. Since February 2020, over 124.5 million COVID-19 tests have been conducted in Africa. **For more information on the COVID-19 situation in Africa,** please see the Africa CDC [daily dashboard](#) and [hotspot dashboard](#).

Cases, Deaths and Recoveries

Table 1. Confirmed COVID-19 cases, deaths and recoveries reported in Africa for Epi week 50

Country	Cumulative number of cases (new cases)	% change in new cases since week 49	Cumulative number of deaths (new deaths)	% change in new deaths since week 49
Central Africa	391,389 (377)	-24%	4,699 (0)	-100%
Burundi	51,722 (241)	17.6%	15 (0)	NA*
Cameroon	124,179 (25)	38.9%	1,965 (0)	NA*
Central African Republic	15,353 (8)	-46.7%	113 (0)	NA*
Chad	7,648 (1)	0%	194 (0)	NA*
Congo Republic	25,074 (0)	NA*	386 (0)	NA*
DR Congo	95,072 (101)	-60.5%	1,460 (0)	-100%
Equatorial Guinea	17,089 (1)	0%	183 (0)	NA*
Gabon	48,973 (0)	NA*	306 (0)	NA*
São Tomé and Príncipe	6,279 (0)	NA*	77 (0)	NA*
Eastern Africa	1,485,227 (1,496)	29.2%	27,670 (12)	NA*
Comoros	8,979 (2)	-83.3%	160 (0)	NA*
Djibouti	15,960 (0)	NA*	189 (0)	NA*
Eritrea	10,189 (0)	NA*	103 (0)	NA*
Ethiopia	496,160 (964)	121.1%	7,572 (0)	NA*
Kenya	342,347 (254)	58.8%	5,688 (10)	NA*
Madagascar	67,621 (133)	-41.9%	1,414 (2)	NA*
Mauritius	41,220 (110)	NA*	1,023 (0)	NA*
Rwanda	132,811 (0)	-100%	1,467 (0)	NA*
Seychelles	50,068 (0)	NA*	171 (0)	NA*
Somalia	27,300 (14)	NA*	1,361 (0)	NA*
South Sudan	18,368 (16)	700%	138 (0)	NA*
Sudan	63,663 (3)	-87%	3,909 (0)	NA*
Tanzania	40,826 (0)	-100%	845 (0)	NA*
Uganda	169,715 (0)	-100%	3,630 (0)	NA*

Country	Cumulative number of cases (new cases)	% change in new cases since week 49	Cumulative number of deaths (new deaths)	% change in new deaths since week 49
Northern Africa	3,777,838 (890)	-11.8%	84,602 (13)	117%
Algeria	271,180 (27)	-32.5%	6,881 (0)	NA*
Egypt	515,667 (0)	NA*	24,624 (0)	NA*
Libya	507,121 (9)	-25%	6,437 (0)	NA*
Mauritania	63,425 (0)	-100%	997 (0)	NA*
Morocco	1,270,820 (659)	-19.2%	16,294 (6)	100%
Sahrawi	2,148 (0)	NA*	90 (0)	NA*
Tunisia	1,147,477 (195)	42.3%	29,279 (7)	133%
Southern Africa	5,603,586 (2,218)	-12.1%	128,003 (34)	-61%
Angola	104,857 (0)	NA*	1,926 (0)	NA*
Botswana	263,950 (0)	NA*	2,739 (0)	NA*
Eswatini	73,962 (0)	-100%	1,422 (0)	NA*
Lesotho	35,147 (0)	-100%	709 (0)	-100%
Malawi	88,086 (0)	NA*	2,685 (0)	NA*
Mozambique	230,970 (58)	-40.8%	2,230 (1)	0%
Namibia	166,662 (0)	NA*	4,077 (0)	NA*
South Africa	4,046,603 (1,341)	-42.9%	102,568 (18)	-79%
Zambia	333,721 (0)	NA*	4,019 (0)	NA*
Zimbabwe	259,628 (819)	NA*	5,628 (15)	NA*

Country	Cumulative number of cases (new cases)	% change in new cases since week 49	Cumulative number of deaths (new deaths)	% change in new deaths since week 49
Western Africa	883,869 (87)	20.8%	11,496 (1)	0%
Benin	27,980 (0)	NA*	163 (0)	NA*
Burkina Faso	21,631 (0)	NA*	387 (0)	NA*
Cabo Verde	63,173 (43)	-4.4%	412 (0)	NA*
Côte d'Ivoire	87,912 (18)	200%	830 (0)	NA*
Gambia	12,586 (0)	NA*	372 (0)	NA*
Ghana	171,038 (15)	NA*	1,461 (0)	NA*
Guinea	38,210 (0)	-100%	805 (0)	-100%
Guinea-Bissau	8,831 (0)	NA*	176 (0)	NA*
Liberia	8,022 (0)	NA*	294 (0)	NA*
Mali	32,767 (3)	-25%	743 (1)	NA*
Niger	9,443 (0)	NA*	314 (0)	NA*
Nigeria	266,283 (0)	NA*	3,155 (0)	NA*
Senegal	88,896 (6)	100%	1,968 (0)	NA*
Sierra Leone	7,758 (0)	NA*	126 (0)	NA*
Togo	39,339 (2)	-60%	290 (0)	NA*
Africa	12,141,909 (5,068)	-3.6%	256,470 (60)	-39%

New (Africa CDC) Response Activities

General

1. Africa CDC held its second International Conference on Public Health in Africa (CPHIA 2022) with the theme “Preparedness for Future Pandemics and Post-Pandemic Recovery: Africa at a Crossroads” from 13 - 15 December 2022 in Kigali, Rwanda. The conference featured opening and closing ceremonies, a high-level ministerial session, 9 plenary sessions, 9 abstract-driven sessions, and 14 parallel sessions. There were more than 50 official in-person side events and 10 virtual side events. Watch closing [here](#)

Sciences, Standards and Regulations

1. Access the Partnership for Evidence-Based Response to COVID-19 (PERC) update and all other products, or visit the [PERC](#) and [Africa CDC websites](#).
2. Access the latest PERC report on “Responding to COVID-19 in Africa: Finding the Balance (Part IV) and Calls to Action” [here](#).

Recommendations

- AU Member States should continue to organize and implement COVID-19 vaccination campaigns, with a focus on increasing [eligibility](#) and demand needed to achieve 70% vaccine coverage. Member States should also address vaccine misinformation with effective community-based risk communication and vaccine promotion activities.
- AU Member States are encouraged to implement a tiered public health and social measures (PHSM) approach. This approach will ensure that measures are targeted and informed by the current COVID-19 situation.
- AU Member States should continue to **enhance COVID-19 surveillance** efforts to include:
 1. [Community-based surveillance](#) to detect symptomatic cases early and minimize viral transmission. Where feasible, [rapid antigen tests](#) and [self-testing](#) can be used to enhance diagnostic screening efforts.
 2. [Rapid mortality surveillance](#) that focuses on collection, analysis and use of all-cause mortality data captured from facility and/or community-based surveillance activities to improve knowledge of COVID-19 related outcomes.
 3. [Genomic surveillance](#) to monitor the presence of variants and the spread and continuous evolution of the virus.
 4. [Syndromic surveillance](#) for influenza-like illness (ILI) and severe acute respiratory infections (SARI) to monitor COVID-19 trends in comparison to other respiratory pathogens.
- AU Member States are encouraged to:
 1. Continue contact tracing activities where feasible based on the current epidemiological situation and country capacity.
 2. Inform the general public about the importance of seeking immediate medical care for individuals who develop severe symptoms of COVID-19 (e.g., difficulty breathing).
 3. Engage social scientists to help inform and enhance vaccination campaigns and PHSM implementation.
- All AU Member States should notify and routinely share data with Africa CDC and WHO on confirmed COVID-19 cases, deaths, recoveries, tests conducted and infected healthcare workers to support data for action. Notify Africa CDC by emailing: AfricaCDCEBS@africa-union.org.

Resources

- Africa CDC COVID-19 updates <https://africacdc.org/covid-19/>
- Adapted Africa Joint Continental Strategy for COVID-19 Pandemic: <https://africacdc.org/download/adapted-africa-joint-continental-strategy-for-covid-19-pandemic/>
- Africa CDC Resources, policy guidelines, and infographics: <https://africacdc.org/covid-19/covid-19-resources/>
- Africa CDC Hotspot and PHSM Tiers dashboards: <https://africadccovid.org/>
- Africa CDC vaccination dashboard: <https://africacdc.org/covid-19-vaccination/>
- Africa CDC pathogen genomics dashboard: <https://africacdc.org/institutes/africa-pathogen-genomics-initiative/>
- Partnership for Evidence-Based Response to COVID-19 (PERC) <https://preventepidemics.org/covid19/perc/>
- WHO Technical Guidance. <https://www.who.int/emergencies/diseases/novel-coronavirus-2019/technical-guidance>

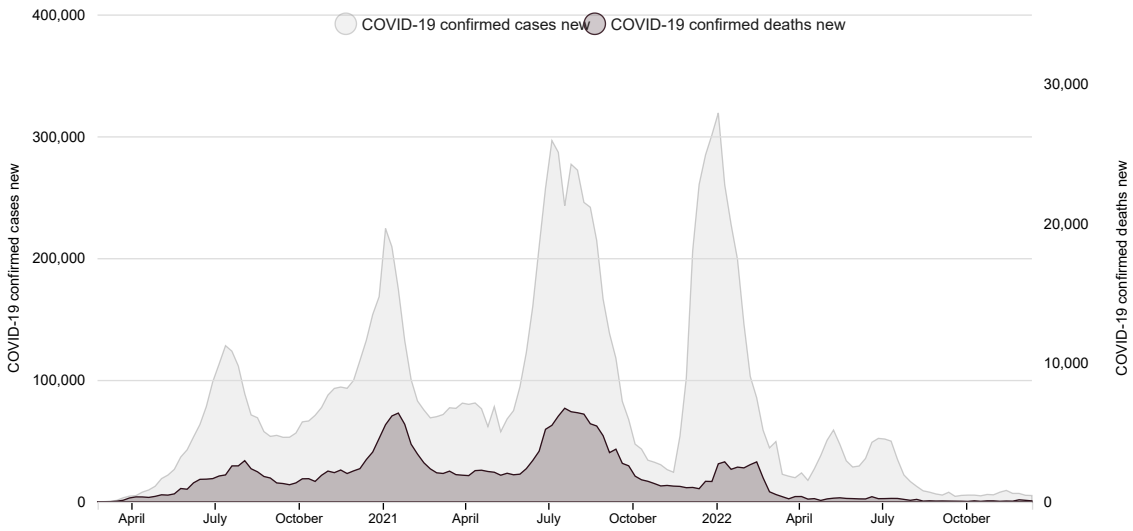
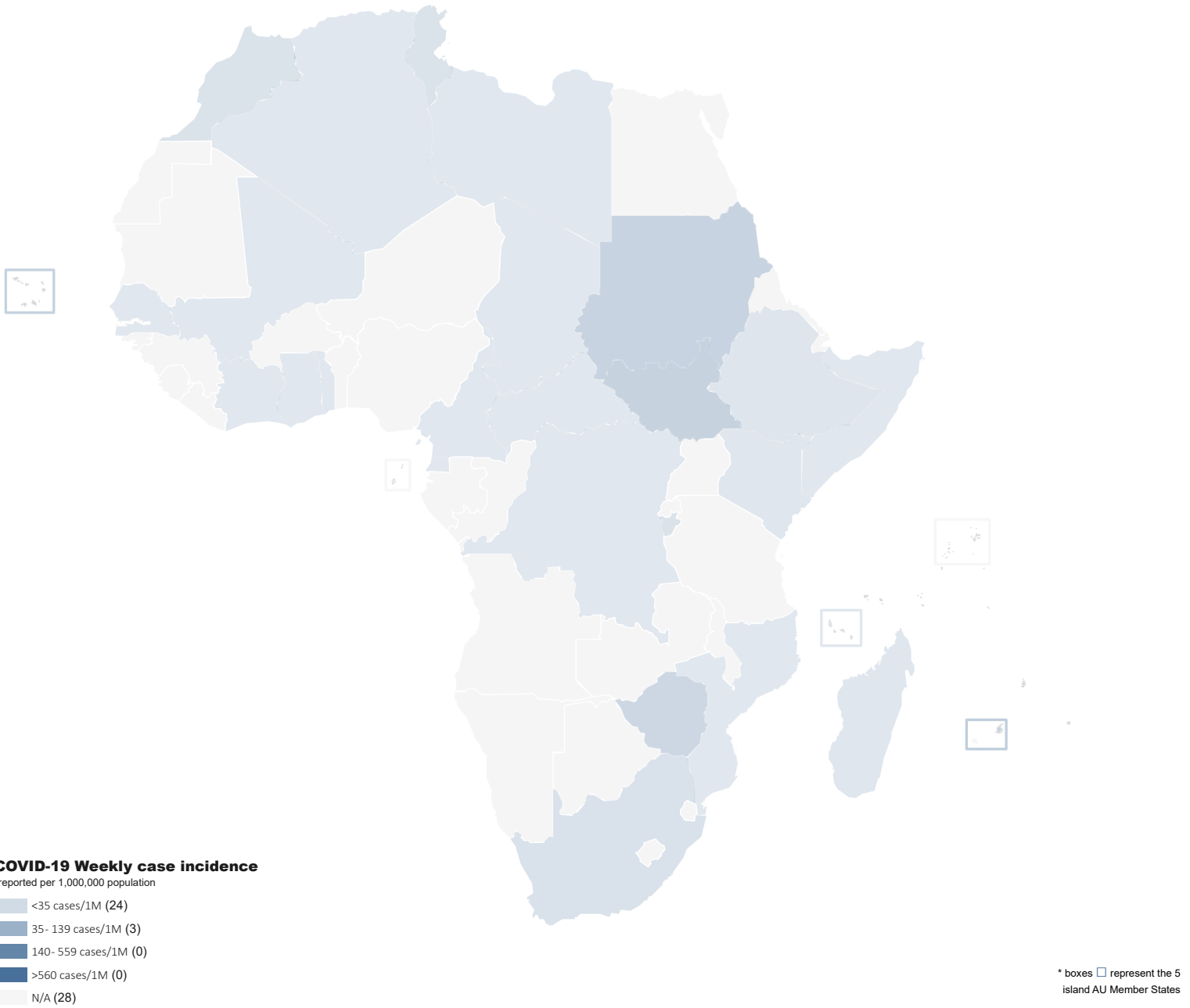
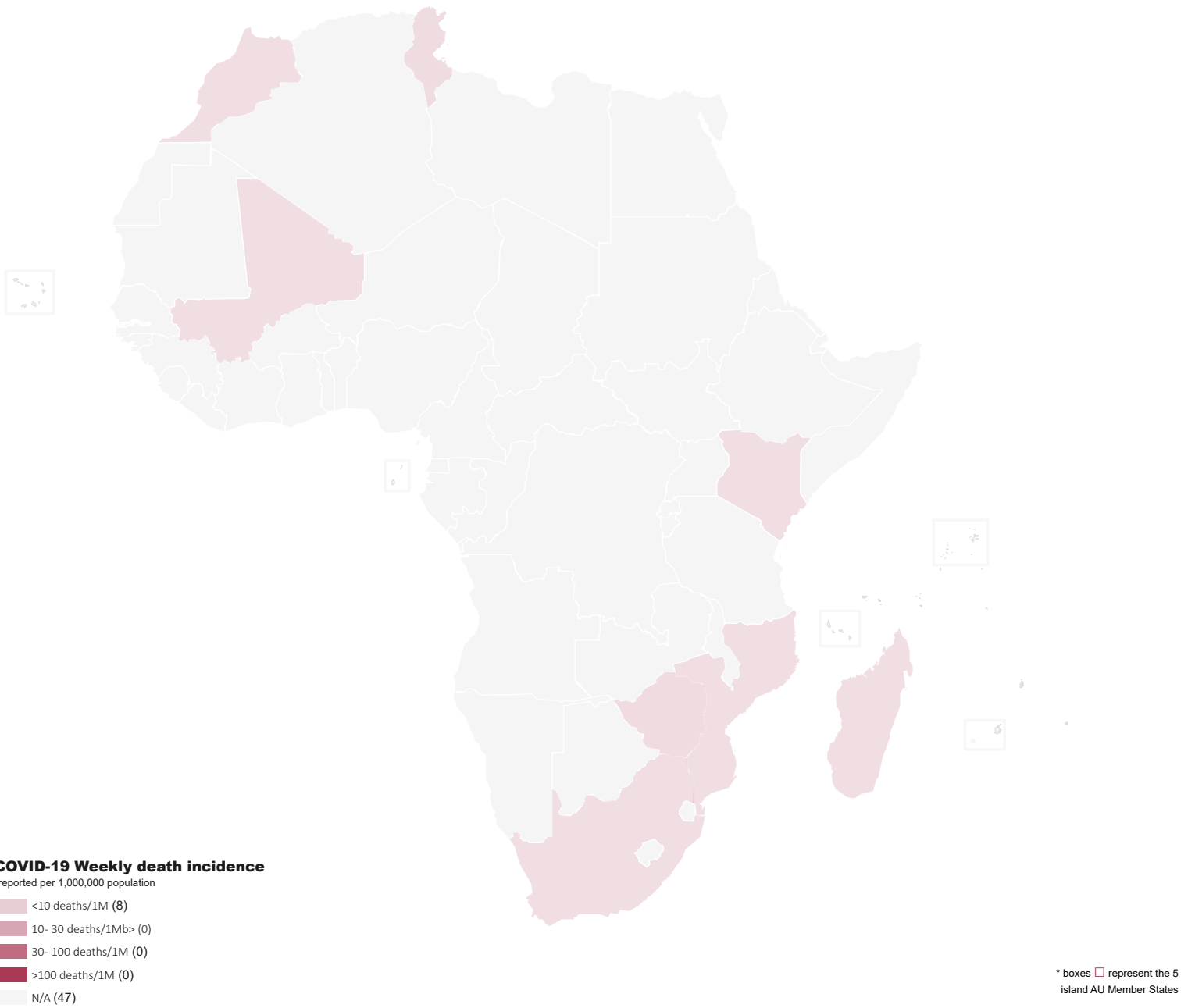


Figure 2. New COVID-19 cases VS deaths reported in Africa region (15 February 2020 - 20 December 2022)



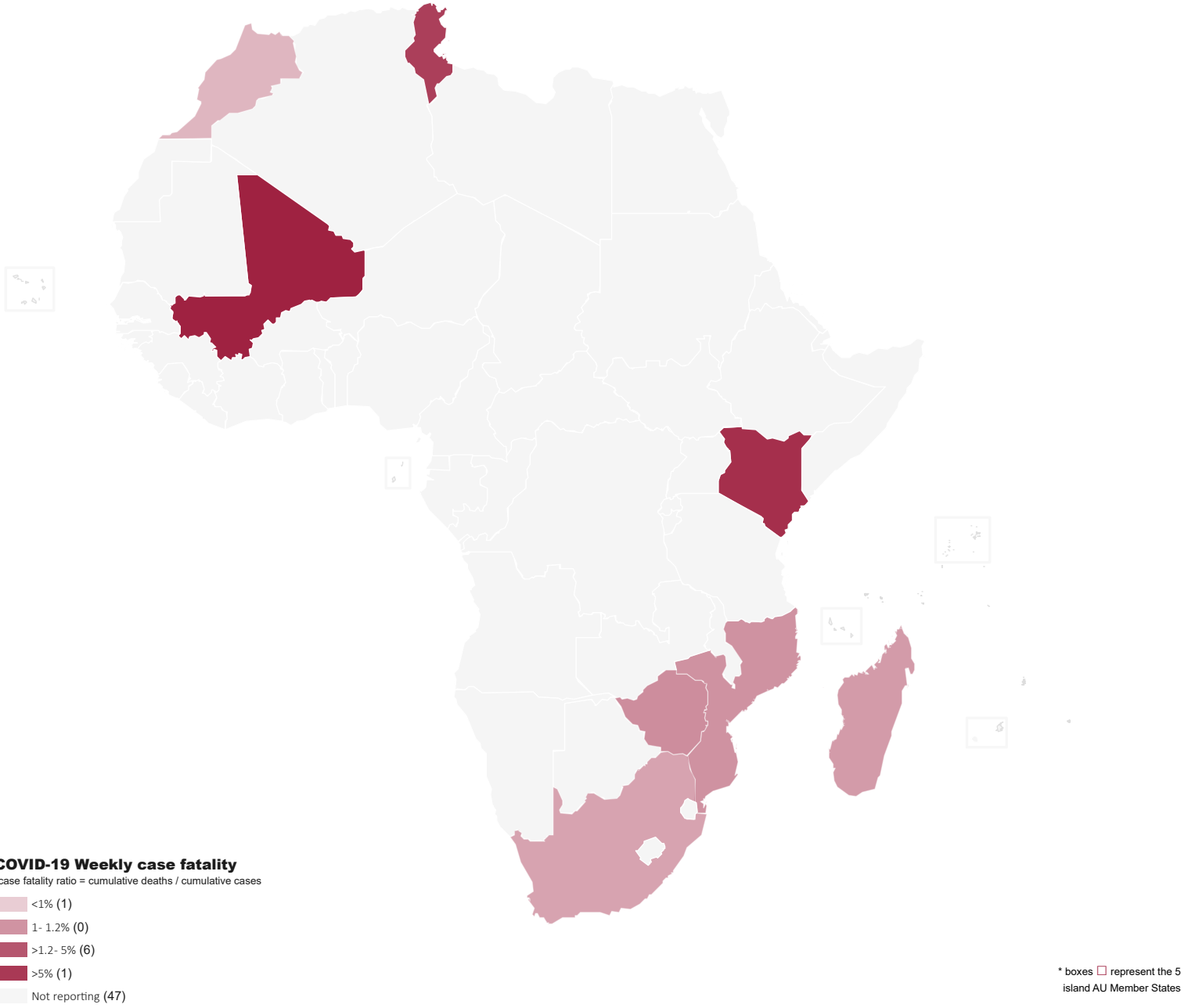
Note: The boundaries and names shown and the designations used on this map do not imply official endorsement or acceptance by the African Union.

Figure 3. Map of weekly COVID-19 case incidence* by African Union Member State for epidemiological week 50 [2022-12-12 - 2022-12-18]



Note: The boundaries and names shown and the designations used on this map do not imply official endorsement or acceptance by the African Union.

Figure 4. Map of weekly COVID-19 death incidence* by African Union Member State for epidemiological week 50 [2022-12-12 - 2022-12-18]



Note: The boundaries and names shown and the designations used on this map do not imply official endorsement or acceptance by the African Union.

Figure 5. Map of weekly COVID-19 case fatality* by African Union Member State for epidemiological week 50 [2022-12-12 - 2022-12-18]

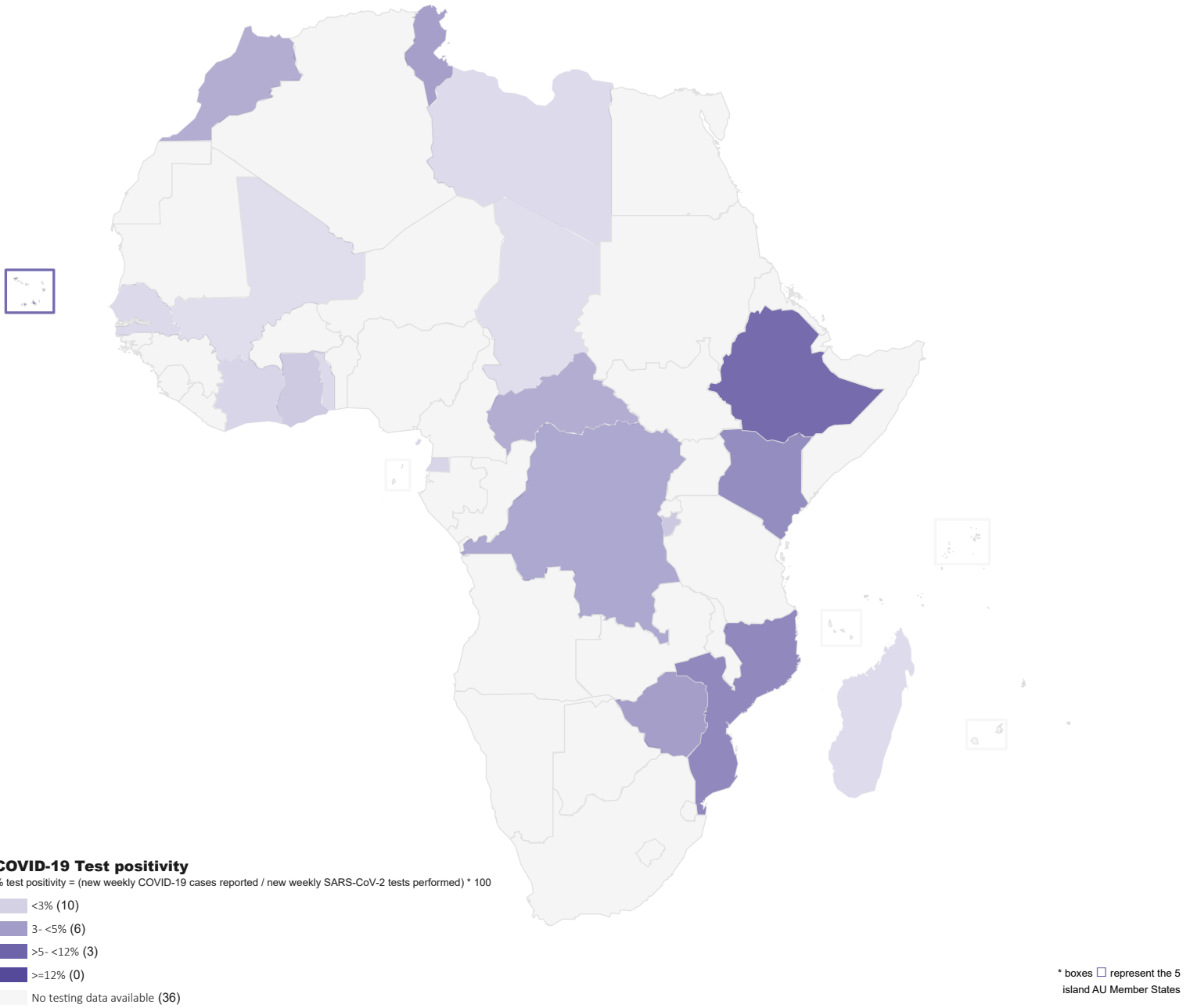
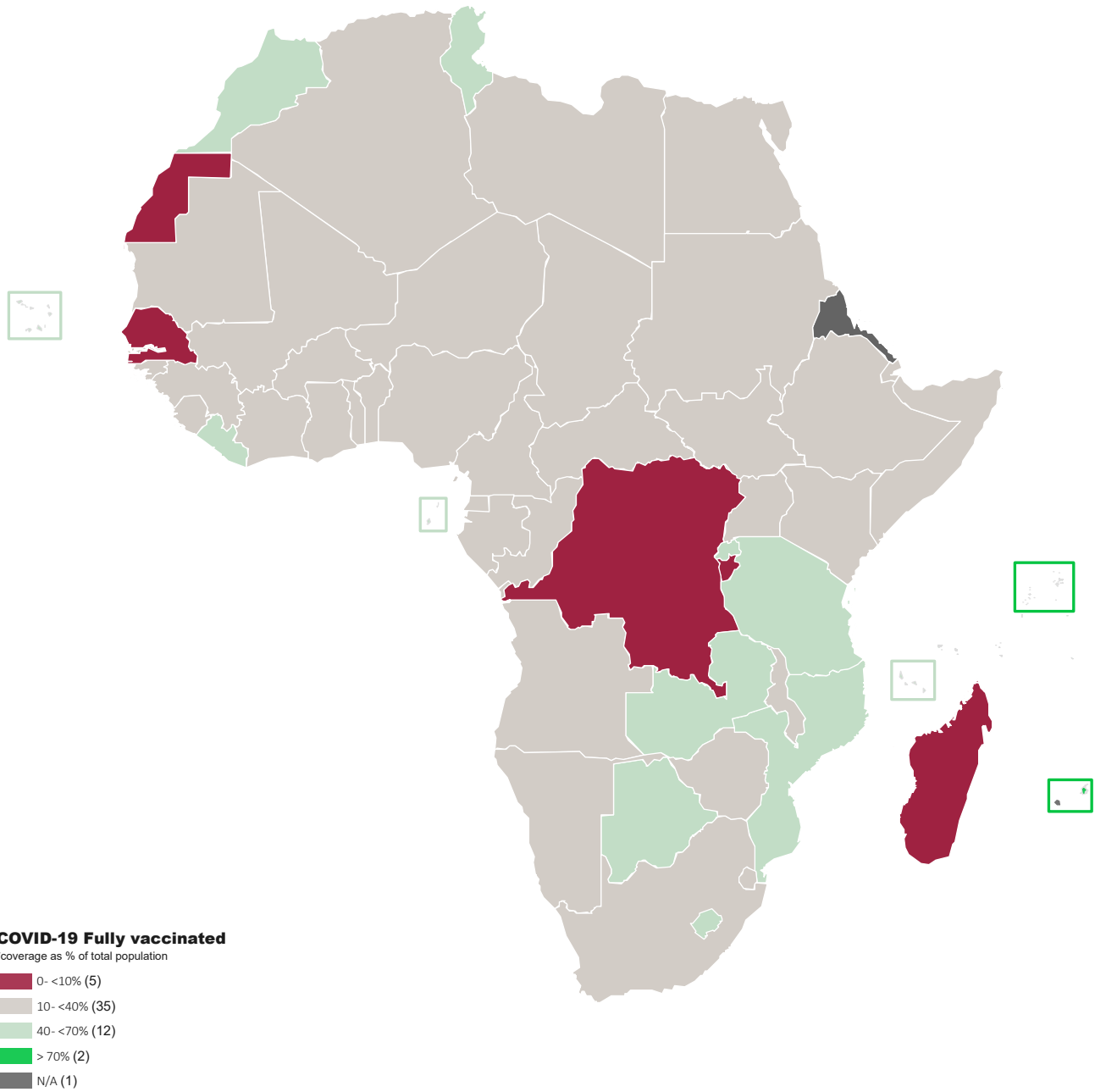


Figure 6. Map of weekly SARS-CoV-2 test positivity* by African Union Member State for epidemiological week 50 [2022-12-12 - 2022-12-18]



Note: The boundaries and names shown and the designations used on this map do not imply official endorsement or acceptance by the African Union.

Figure 7. Map of COVID-19 vaccination coverage by AU Member State as of 20 December 2022

