

Outbreak Brief #145

Coronavirus Disease 2019 (COVID-19) Pandemic

24 October 2022



Global case count



625,248,843 cases



6,562,281 deaths



AU Member States case count



12,090,584 cases



255,930 deaths

The distribution of cumulative cases from the WHO reporting regions

Region of the Americas 179,648,571 (29%)	
European Region 259,978,738 (42%)	
South-East Asia Region 60,418,205 (10%)	
Eastern Mediterranean Region 23,141,743 (4%)	
Western Pacific Region 92,708,913 (15%)	
African Region 9,351,909 (1%)	

Source: [WHO Coronavirus \(COVID-19\) Dashboard](#)

Proportion of global totals in Africa



1.9% of Cases



3.9% of Deaths

53 AU Member States reporting presence of variants of concern

- 50 (91%) MS reporting Alpha
- 45 (82%) MS reporting Beta
- 3 (5%) MS reporting Gamma
- 52 (95%) MS reporting Delta
- 51 (93%) MS reporting Omicron

COVID-19 vaccination and booster coverage by AU Member State

- 9.5% population partially vaccinated
- 13.9% population fully vaccinated
- 2.5% population boosted

Number of new COVID-19 cases in African Union Regions

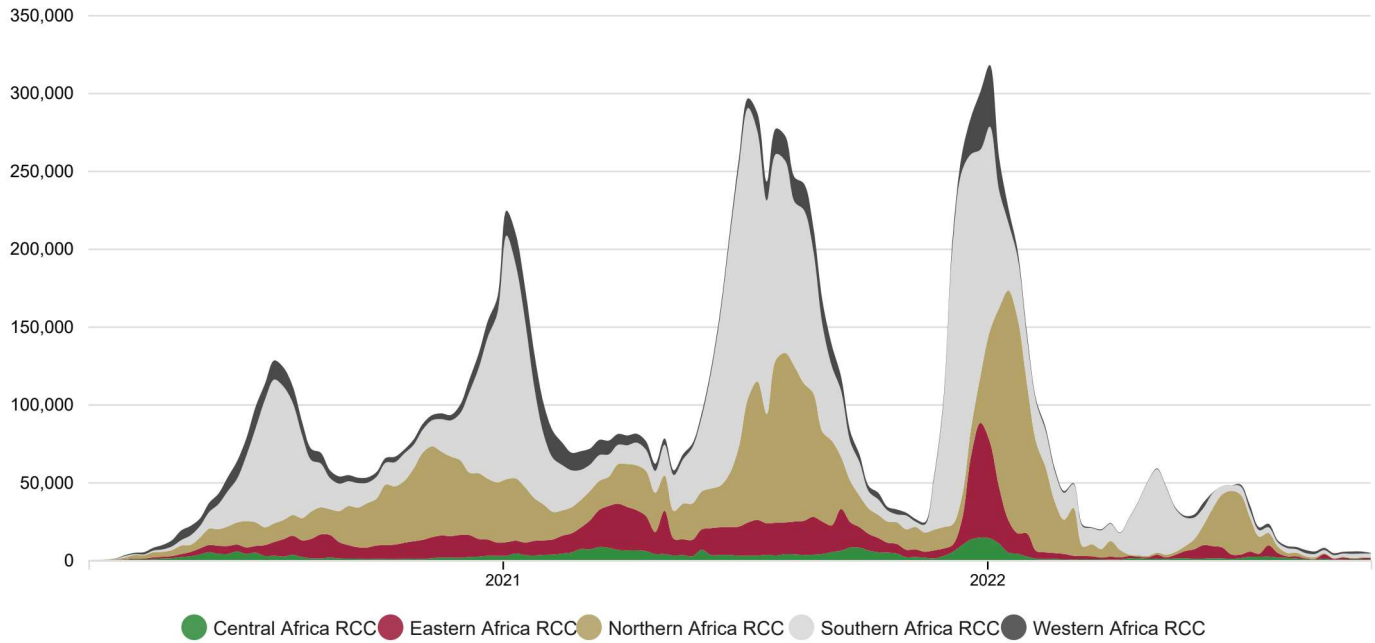


Figure 1. New COVID-19 cases reported per day in Africa by African Union region (15 February 2020 - 24 October 2022)

Outbreak Update

Outbreak Update:

As of 24 October 2022, a total of 624,235,272 COVID-19 cases and 6,555,270 deaths (case fatality ratio [CFR]: 1.1%) have been reported globally by 232 countries and territories to the World Health Organization (WHO). The distribution of cumulative cases (percentage of global cases) from the WHO regions (excluding Africa) are as follows: **Eastern Mediterranean Region** 19,597,155 (3%), **European Region** 259,685,070 (42%), **Region of the Americas** 179,348,497 (29%), **South-East Asia Region** 60,410,703 (10%) and **Western Pacific Region** 92,254,621(15%). In the last seven days, the five countries reporting the highest number of new cases are Germany (485,108), France (265,637), Italy (248,092), China (265,046) and Japan (121,671). As of 18 October 2022, over 4.9 billion people (62% of the global population) have been fully vaccinated. For more detailed information on cases and deaths reported outside of Africa, refer to the [WHO COVID-19 dashboard](#).

As of 6 p.m. East African Time (EAT) 23 October 2022, a total of **12,090,584** COVID-19 cases and **255,930** deaths (**CFR: 2.1%**) have been reported by the 55 African Union (AU) Member States (MS). This represents 2% of all cases and 4% of all deaths reported globally. Forty-one (75%) AU MS are reporting CFRs higher than the global CFR. Since the detection of COVID-19 on the African continent (in February 2020), 53 (96%) AU MS have experienced three distinct COVID-19 waves, 48 (87%) MS have experienced four waves, 28 MS have experienced five waves, and five MS (Algeria, Burundi, Kenya, Mauritius and Tunisia) have experienced a sixth wave.

Fifty-three MS have reported COVID-19 cases infected with the Alpha (50 MS), Beta (45), Delta (52), Gamma (3) and Omicron (51) variants of concern (VOC). Additionally, 33 MS have detected the Omicron BA.2 sub-variant, while 21 MS detected the Omicron BA.4 and 18 MS detected the Omicron BA.5 sub-variants. More information on SARS-COV-2 sequencing and the breakdown of variants reported by AU MS is available on the [Africa Pathogen Genomics Initiative Dashboard](#).

Fifty-four (98%) MS are currently providing COVID-19 vaccination to the general population. Cumulatively, 748.6 million doses have been administered on the continent. Of these doses administered, 369.3 million people have been partially vaccinated, 339.4 million have been fully vaccinated, and 24.3% of the continental population is fully vaccinated. Eritrea is the only AU MS yet to start COVID-19 vaccination roll out. More information on COVID-19 vaccination can be found on the [Africa CDC COVID-19 vaccine dashboard](#).

For Epi week 42 (17 - 23 October 2022), 4,483 new COVID-19 cases were reported, which is a 17% decrease in the number of new cases reported compared to the previous week (week 41) (Figure 1). The Southern region accounted for 50% of the new COVID-19 cases reported this week, followed by the Eastern (23%), Northern (12%), Western (9%) and Central (6%) regions. Mauritius (63) had the highest number of new daily COVID-19 cases per 1 million population among all MS

Last week (week 42), 23 new COVID-19 deaths were reported in Africa, a 62% decrease in the number of new deaths reported compared to the previous week. Approximately 65% of these deaths were reported from the Southern region. The remaining deaths were reported from the Northern (26%) and Western (9%) regions. There were no new deaths reported from the Central and Eastern regions. Cumulative COVID-19 case and death totals and new COVID-19 cases and deaths reported during week 42 by AU Member State are summarized in Table 1.

More than 83,000 tests were conducted during the past week, reflecting a 28 % decrease in the number of tests compared to the previous week. The weekly % test positivity is 5%, similar to last week. Since February 2020, over 123.4 million COVID-19 tests have been conducted in Africa. **For more information on the COVID-19 situation in Africa**, please see the Africa CDC [daily dashboard](#) and [daily dashboard](#) and [hotspot dashboard](#).

Cases, Deaths and Recoveries

Table 1. Confirmed COVID-19 cases, deaths and recoveries reported in Africa for Epi week 42

Country	Cumulative number of cases (new cases)	% change in new cases since week 41	Cumulative number of deaths (new deaths)	% change in new deaths since week 41
Central Africa	387,199 (295)	-37.2%	4,591 (0)	NA*
Burundi	50,413 (41)	-50.6%	15 (0)	NA*
Cameroon	123,785 (0)	-100%	1,960 (0)	NA*
Central African Republic	15,228 (52)	-45.8%	113 (0)	NA*
Chad	7,613 (0)	-100%	193 (0)	NA*
Congo Republic	24,837 (0)	NA*	386 (0)	NA*
DR Congo	93,087 (59)	7.3%	1,358 (0)	NA*
Equatorial Guinea	17,056 (36)	-49.3%	183 (0)	NA*
Gabon	48,914 (104)	173.7%	306 (0)	NA*
São Tomé and Príncipe	6,266 (3)	-72.7%	77 (0)	NA*
Eastern Africa	1,472,313 (1,044)	45.2%	27,644 (0)	NA*
Comoros	8,481 (0)	-100%	160 (0)	NA*
Djibouti	15,960 (0)	NA*	189 (0)	NA*
Eritrea	10,187 (5)	150%	103 (0)	NA*
Ethiopia	493,875 (92)	-7.1%	7,572 (0)	NA*
Kenya	338,749 (171)	116.5%	5,678 (0)	NA*
Madagascar	66,687 (0)	-100%	1,410 (0)	NA*
Mauritius	40,314 (0)	NA*	1,014 (0)	NA*
Rwanda	132,567 (0)	NA*	1,466 (0)	NA*
Seychelles	48,183 (559)	15.7%	169 (0)	NA*
Somalia	27,225 (2)	-71.4%	1,361 (0)	NA*
South Sudan	17,783 (0)	NA*	138 (0)	NA*
Sudan	63,424 (49)	36.1%	3,909 (0)	NA*
Tanzania	39,679 (166)	NA*	845 (0)	NA*
Uganda	169,199 (0)	NA*	3,630 (0)	NA*

Country	Cumulative number of cases (new cases)	% change in new cases since week 41	Cumulative number of deaths (new deaths)	% change in new deaths since week 41
Northern Africa	3,770,339 (521)	14.3%	84,566 (6)	100%
Algeria	270,777 (58)	383.3%	6,881 (0)	-100%
Egypt	515,667 (0)	NA*	24,624 (0)	NA*
Libya	507,034 (10)	-28.6%	6,437 (0)	NA*
Mauritania	63,280 (170)	-15.8%	997 (2)	NA*
Morocco	1,265,389 (169)	33.1%	16,280 (1)	0%
Sahrawi	2,148 (0)	NA*	90 (0)	NA*
Tunisia	1,146,044 (114)	12.9%	29,257 (3)	NA*
Southern Africa	5,577,659 (2,300)	-6.3%	127,652 (15)	-73%
Angola	103,131 (0)	NA*	1,917 (0)	NA*
Botswana	263,950 (0)	NA*	2,739 (0)	NA*
Eswatini	73,526 (40)	-20%	1,422 (0)	NA*
Lesotho	34,804 (57)	-16.2%	707 (0)	-100%
Malawi	88,073 (16)	33.3%	2,683 (1)	NA*
Mozambique	230,475 (44)	46.7%	2,224 (0)	NA*
Namibia	166,662 (0)	NA*	4,077 (0)	NA*
South Africa	4,025,375 (2,017)	-4.2%	102,257 (11)	-79%
Zambia	333,669 (25)	-44.4%	4,017 (0)	NA*
Zimbabwe	257,994 (101)	-29.9%	5,609 (3)	50%

Country	Cumulative number of cases (new cases)	% change in new cases since week 41	Cumulative number of deaths (new deaths)	% change in new deaths since week 41
Western Africa	881,499 (403)	-69.4%	11,476 (2)	-60%
Benin	27,782 (0)	NA*	163 (0)	NA*
Burkina Faso	21,631 (0)	-100%	387 (0)	NA*
Cabo Verde	62,397 (0)	-100%	410 (0)	NA*
Côte d'Ivoire	87,700 (102)	-40%	827 (0)	-100%
Gambia	12,508 (0)	NA*	372 (0)	NA*
Ghana	170,573 (152)	-52.2%	1,460 (0)	-100%
Guinea	38,162 (25)	-61.5%	793 (0)	-100%
Guinea-Bissau	8,831 (0)	-100%	176 (0)	NA*
Liberia	7,985 (0)	-100%	294 (0)	NA*
Mali	32,716 (7)	-41.7%	742 (0)	NA*
Niger	9,416 (0)	-100%	314 (0)	NA*
Nigeria	266,043 (0)	-100%	3,155 (0)	NA*
Senegal	88,719 (89)	-4.3%	1,968 (0)	NA*
Sierra Leone	7,752 (0)	-100%	126 (0)	NA*
Togo	39,284 (28)	-58.2%	289 (2)	100%
Africa	12,089,009 (4,563)	-15.8%	255,929 (23)	-63%

New (Africa CDC) Response Activities

General

1. Dr. Ahmed E. Ogwell Ouma, Acting Director of Africa CDC, hosted the Africa CDC weekly press briefing on Thursday 20 October 2022 at 3.30 p.m. EAT. He provided an update on the COVID-19 situation across the continent, including response efforts and progress on increasing COVID-19 vaccination coverage. The recording is available on the [Africa CDC Twitter page](#).
2. Africa CDC in collaboration with Mastercard Foundation and the Ministry of Health, Kenya is conducting a training for 1,200 community health workers in Nairobi, Kenya from 21- 22 October 2022. The aim of the training is to enhance and create demand for COVID-19 vaccination uptake in Kenya.
3. Africa CDC announced a call for applications for young, motivated Africans from the Eastern Africa region who are willing to contribute to the acceleration of the COVID 19 vaccination uptake in their countries, to apply for the African Union COVID-19 Vaccination BINGWA Initiative. [Apply here](#)
4. Dr. Ahmed E. Ogwell Ouma, Acting Director of Africa CDC, joined a panel of experts to discuss pandemic preparedness and disease eradication during the Grand Challenges Annual Meeting in Brussels, Belgium on 24 October 2022. He emphasized the need to implement the new public health order as part of global health security.

Sciences, Standards and Regulations

1. Access the Partnership for Evidence-Based Response to COVID-19 (PERC) update and all other products, or visit the [PERC](#) and [Africa CDC websites](#).
2. Access the latest PERC report on “Responding to COVID-19 in Africa: Finding the Balance (Part IV) and Calls to Action” [here](#).

Recommendations

AU Member States should continue to organize and implement COVID-19 vaccination campaigns, with a focus on increasing [eligibility](#) and demand needed to achieve 70% vaccine coverage. Member States should also address vaccine misinformation with effective community-based risk communication and vaccine promotion activities.

AU Member States are encouraged to implement a tiered public health and social measures (PHSM) approach. This approach will ensure that measures are targeted and informed by the current COVID-19 situation.

AU Member States should continue to **enhance COVID-19 surveillance** efforts to include:

[Community-based surveillance](#) to detect symptomatic cases early and minimize viral transmission. Where feasible, [rapid antigen tests](#) and [self-testing](#) can be used to enhance diagnostic screening efforts.

[Rapid mortality surveillance](#) that focuses on collection, analysis and use of all-cause mortality data captured from facility and/or community-based surveillance activities to improve knowledge of COVID-19 related outcomes.

[Genomic surveillance](#) to monitor the presence of variants and the spread and continuous evolution of the virus.

[Syndromic surveillance](#) for influenza-like illness (ILI) and severe acute respiratory infections (SARI) to monitor COVID-19 trends in comparison to other respiratory pathogens.

AU Member States are encouraged to:

Continue contact tracing activities where feasible based on the current epidemiological situation and country capacity.

Inform the general public about the importance of seeking immediate medical care for individuals who develop severe symptoms of COVID-19 (e.g. difficulty breathing).

Engage social scientists to help inform and enhance vaccination campaigns and PHSM implementation.

All AU Member States should notify and routinely share data with Africa CDC and WHO on confirmed COVID-19 cases, deaths, recoveries, tests conducted and infected healthcare workers to support data for action. Notify Africa CDC by emailing: AfricaCDCEBS@africa-union.org.

Resources for more information

Africa CDC COVID-19 updates <https://africacdc.org/covid-19/>

Adapted Africa Joint Continental Strategy for COVID-19 Pandemic: <https://africacdc.org/download/adapted-africa-joint-continental-strategy-for-covid-19-pandemic/>

Africa CDC Resources, policy guidelines, and infographics: <https://africacdc.org/covid-19/covid-19-resources/>

Africa CDC Hotspot and PHSM Tiers dashboards: <https://africacdc.org/covid-19/covid-19-hotspots/>

Africa CDC vaccination dashboard: <https://africacdc.org/covid-19/covid-19-vaccination/>

Africa CDC pathogen genomics dashboard: <https://africacdc.org/institutes/africa-pathogen-genomics-initiative/>

Partnership for Evidence-Based Response to COVID-19 (PERC)

<https://preventepidemics.org/covid19/perc/>

WHO Technical Guidance. <https://www.who.int/emergencies/diseases/novel-coronavirus-2019/technical-guidance>

Resources

Africa CDC COVID-19 updates <https://africacdc.org/covid-19/>

Adapted Africa Joint Continental Strategy for COVID-19 Pandemic: <https://africacdc.org/download/adapted-africa-joint-continental-strategy-for-covid-19-pandemic/>

Africa CDC Resources, policy guidelines, and infographics: <https://africacdc.org/covid-19/covid-19-resources/>

Africa CDC Hotspot and PHSM Tiers dashboards: <https://africadccovid.org/>

Africa CDC vaccination dashboard: <https://africacdc.org/covid-19-vaccination/>

Africa CDC pathogen genomics dashboard: <https://africacdc.org/institutes/africa-pathogen-genomics-initiative/>

Partnership for Evidence-Based Response to COVID-19 (PERC) <https://preventepidemics.org/covid19/perc/>

WHO Technical Guidance. <https://www.who.int/emergencies/diseases/novel-coronavirus-2019/technical-guidance>

Additional Figures

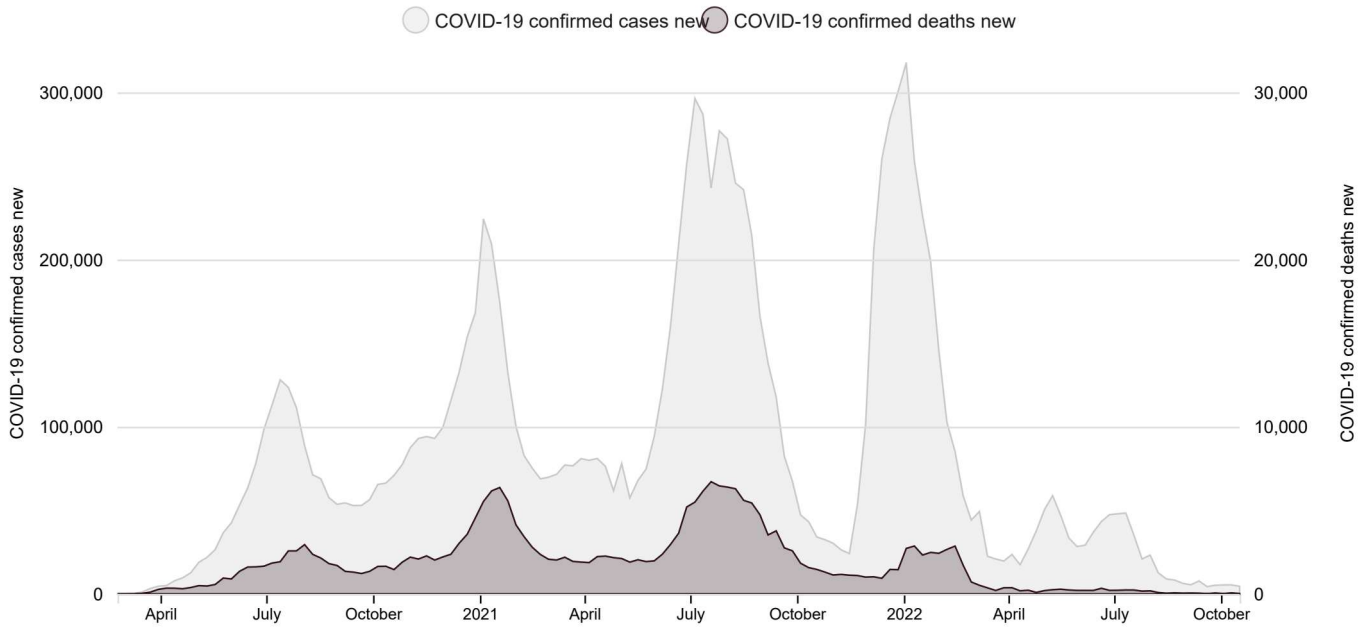



Figure 2. New COVID-19 cases VS deaths reported in Africa region (15 February 2020 - 24 October 2022)



COVID-19 Weekly case incidence

*reported per 1,000,000 population

- <35 cases/1M (29)
- 35 - 139 cases/1M (1)
- 140 - 559 cases/1M (0)
- >560 cases/1M (1)
- N/A (24)

* boxes  represent the 5 island AU Member States

Note: The boundaries and names shown and the designations used on this map do not imply official endorsement or acceptance by the African Union.

Figure 3. Map of weekly COVID-19 case incidence* by African Union Member State for epidemiological week 42 [2022-10-17 - 2022-10-23]






COVID-19 Weekly death incidence

*reported per 1,000,000 population

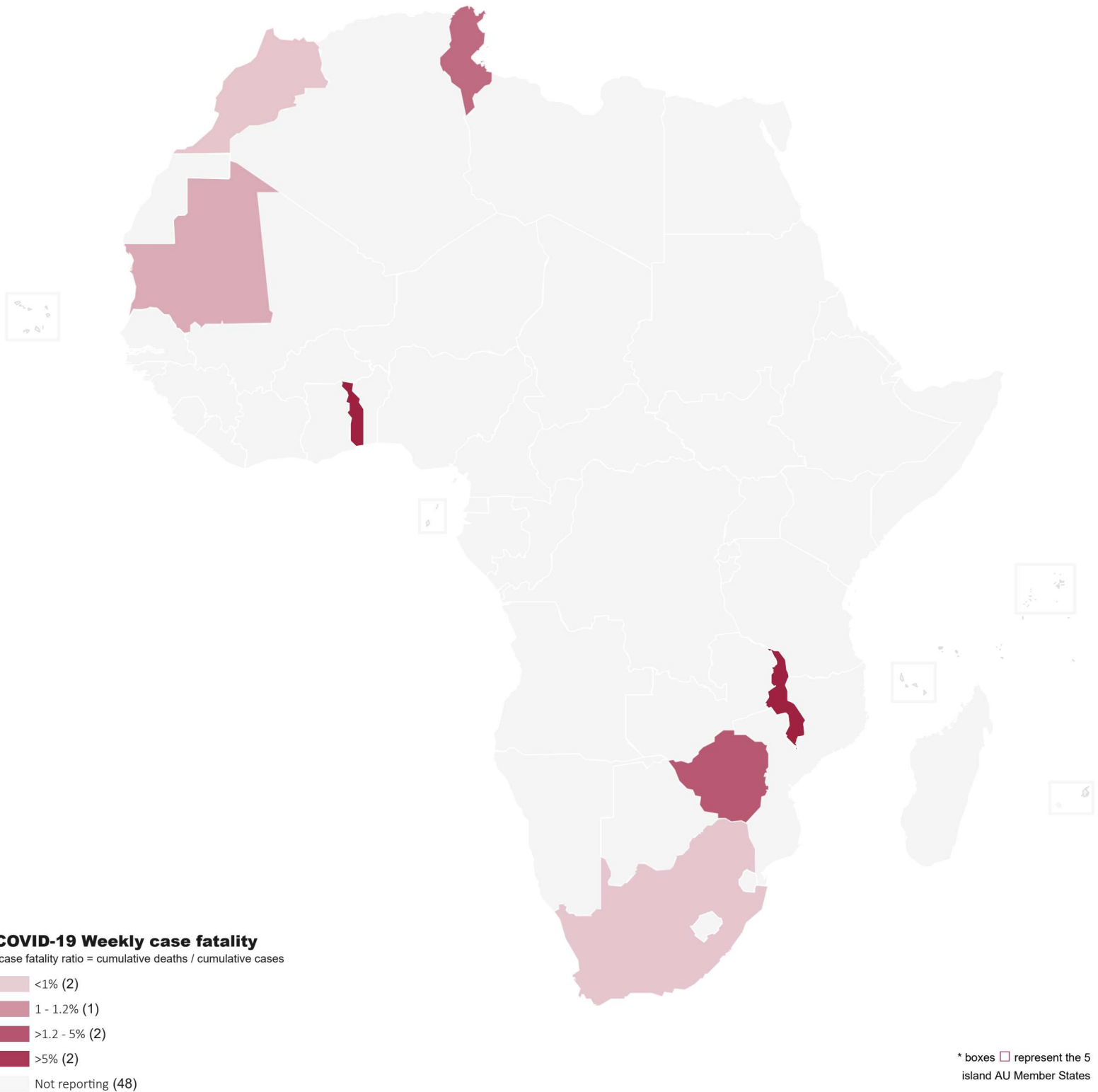
- <10 deaths/1M (7)
- 10 - 30 deaths/1Mb> (0)
- 30 - 100 deaths/1M (0)
- >100 deaths/1M (0)
- N/A (48)

* boxes  represent the 5 island AU Member States

Note: The boundaries and names shown and the designations used on this map do not imply official endorsement or acceptance by the African Union.

Figure 4. Map of weekly COVID-19 death incidence* by African Union Member State for epidemiological week 42 [2022-10-17 - 2022-10-23]

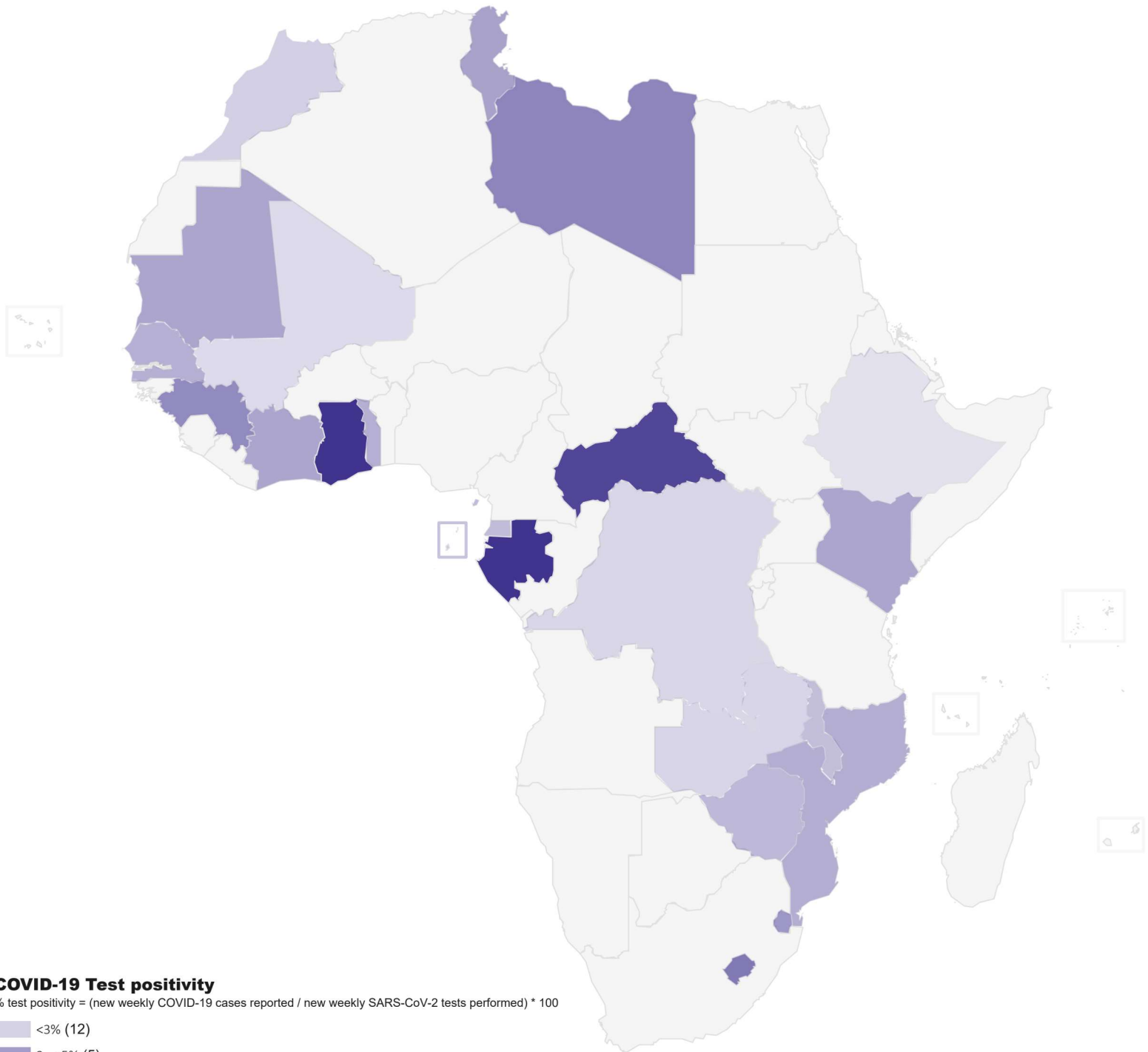




Note: The boundaries and names shown and the designations used on this map do not imply official endorsement or acceptance by the African Union.

Figure 5. Map of weekly COVID-19 case fatality* by African Union Member State for epidemiological week 42 [2022-10-17 - 2022-10-23]





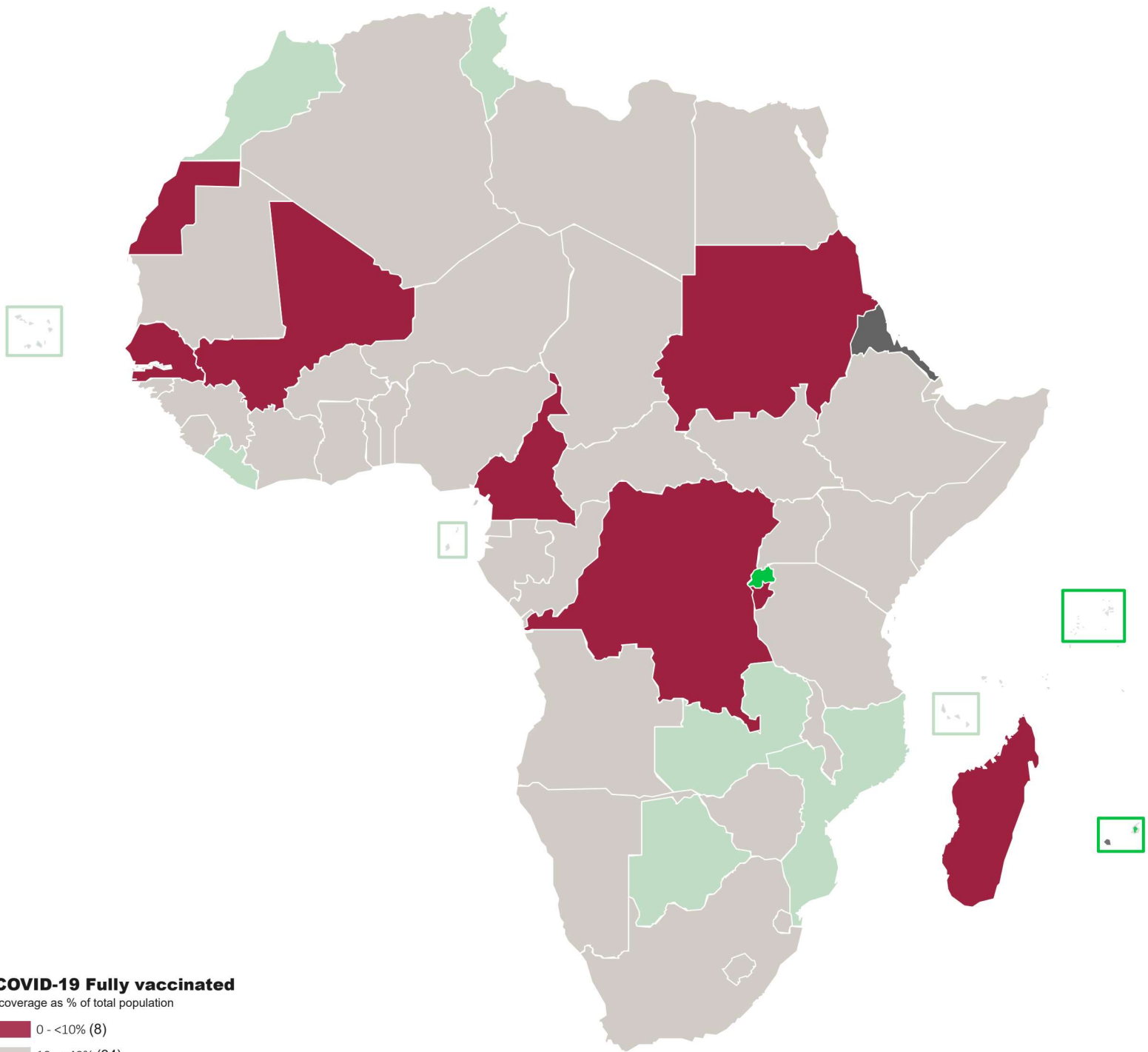
Note: The boundaries and names shown and the designations used on this map do not imply official endorsement or acceptance by the African Union.

Figure 6. Map of weekly SARS-CoV-2 test positivity* by African Union Member State for epidemiological week 42 [2022-10-17 - 2022-10-23]



Average for 54 AU Member States

23.4%



COVID-19 Fully vaccinated

*coverage as % of total population

- 0 - <10% (8)
- 10 - <40% (34)
- 40 - <70% (9)
- > 70% (3)
- N/A (1)

* boxes represent the 5 island AU Member States

Note: The boundaries and names shown and the designations used on this map do not imply official endorsement or acceptance by the African Union.

Figure 7. Map of COVID-19 vaccination coverage by AU Member State as of 24 October 2022

