

Outbreak Brief #137

Coronavirus Disease 2019 (COVID-19) Pandemic

30 August 2022




Global case count



599,071,265
cases




6,467,023
deaths



AU Member States case count

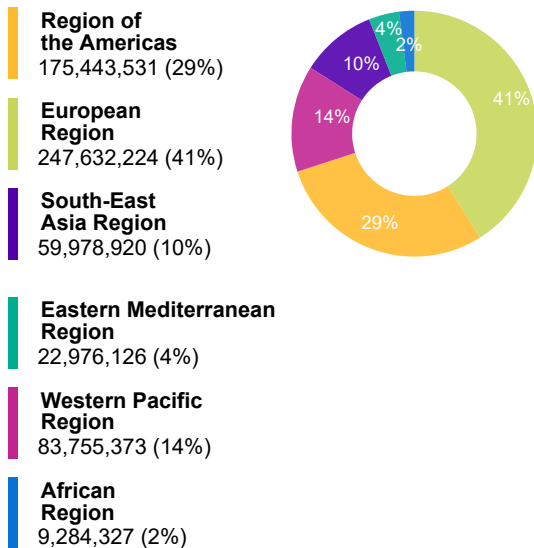


12,044,531
cases





255,593
deaths

The distribution of cumulative cases from the WHO reporting regions



Source: [WHO Coronavirus \(COVID-19\) Dashboard](https://www.who.int/dashboards/covid19)

Proportion of global totals in Africa

-  **2.0%** of Cases
-  **4.0%** of Deaths

53 AU Member States reporting presence of variants of concern

- 50 (91%)** MS reporting Alpha
- 45 (82%)** MS reporting Beta
- 3 (5%)** MS reporting Gamma
- 52 (95%)** MS reporting Delta
- 51 (93%)** MS reporting Omicron

COVID-19 vaccination and booster coverage by AU Member State

- 23.6%** population partially vaccinated
- 21.9%** population fully vaccinated
- 2.7%** population boosted

Number of new COVID-19 cases in African Union Regions

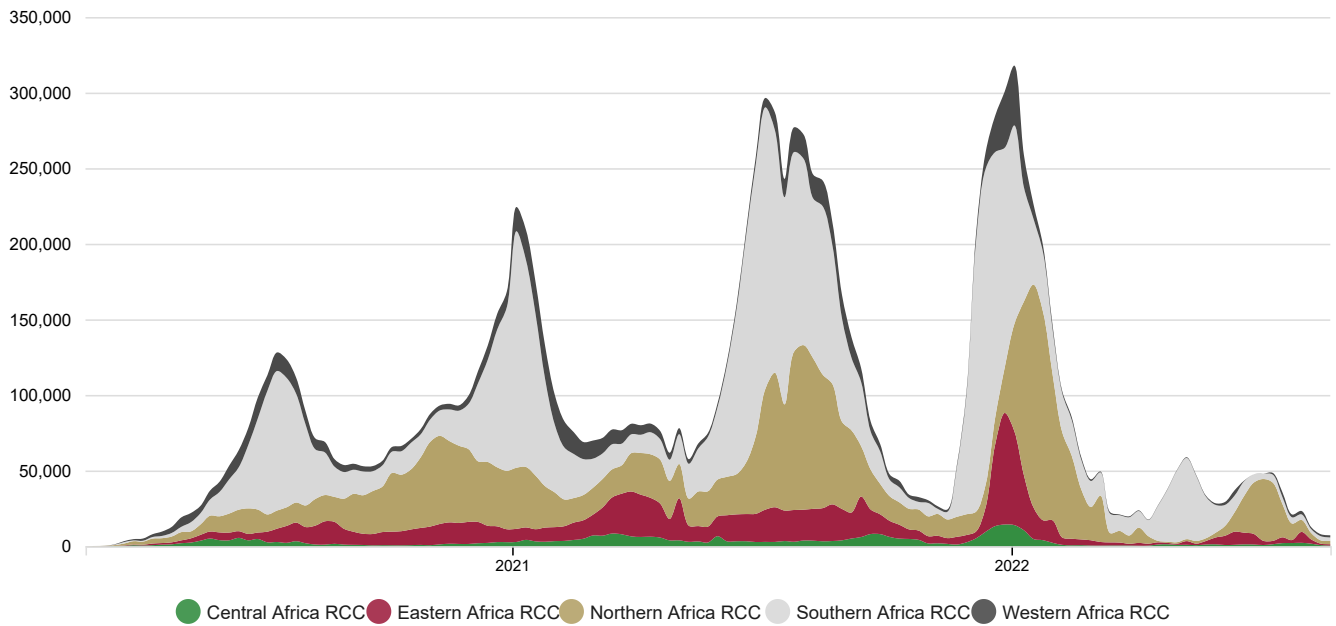


Figure 1. New COVID-19 cases reported per day in Africa by African Union region (15 February 2020 - 30 August 2022)

Outbreak Update

As of 30 August 2022, a total of 599,071,265 COVID-19 cases and 6,467,023 deaths (case fatality ratio [CFR]: 1.1%) have been reported globally by 232 countries and territories to the World Health Organization (WHO). The distribution of cumulative cases (percentage of global cases) from the WHO regions (excluding Africa) are as follows: **Eastern Mediterranean Region** 22,976,126 (3%), **European Region** 247,632,224 (41%), **Region of the Americas** 175,443,531 (29%), **South-East Asia Region** 59,978,920 (10%) and **Western Pacific Region** 83,755,373 (14%). In the last seven days, the five countries reporting the highest number of new cases are Japan (1,307,397), the Republic of Korea (693,178), the United States of America (539,791), Russian Federation (301,277) and Germany (206,209). As of 24 August 2022, over 4.8 billion people (61% of the global population) have been fully vaccinated. For more detailed information on cases and deaths reported outside of Africa, refer to the [WHO COVID-19 dashboard](#).

As of 6 p.m. East African Time (EAT) 30 August 2022, a total of **12,044,531** COVID-19 cases and **255,593** deaths (**CFR: 2.1%**) have been reported by the 55 African Union (AU) Member States (MS). This represents 2% of all cases and 4% of all deaths reported globally. Forty (73%) AU MS are reporting CFRs higher than the global CFR. Since the detection of COVID-19 on the African continent (in February 2020), 53 (96%) AU MS have experienced three distinct COVID-19 waves, 48 (87%) MS have experienced four waves, 27 MS have experienced five waves, and five MS (Algeria, Burundi, Kenya, Mauritius and Tunisia) have experienced a sixth wave.

Fifty-three MS have reported COVID-19 cases infected with the Alpha (50 MS), Beta (45), Delta (52), Gamma (3) and Omicron (51) variants of concern (VOC). Additionally, 29 MS have detected the Omicron BA.2 sub-variant, while 17 MS detected the Omicron BA.4 and 13 MS detected the Omicron BA.5 sub-variants. More information on SARS-CoV-2 sequencing and the breakdown of variants reported by AU MS is available on the [Africa Pathogen Genomics Initiative Dashboard](#).

Fifty-four (98%) MS are currently providing COVID-19 vaccination to the general population. Cumulatively, 674.4 million doses have been administered on the continent. Of these doses administered, 330.6 million people have been partially vaccinated, 306.2 million have been fully vaccinated, and 22% continental population is fully vaccinated. Eritrea is the only AU MS yet to start COVID-19 vaccination roll out. More information on COVID-19 vaccination can be found on the [Africa CDC COVID-19 vaccine dashboard](#).

For Epi week 34 (22 - 28 August 2022), 7,167 new COVID-19 cases were reported, which is a 9% decrease in the number of new cases reported compared to the previous week (week 33) (Figure 1). The Northern region accounted for 32% of the new COVID-19 cases reported this week, followed by the Southern (31%), Western (20%), Eastern (12%) and Central (5%) regions. Seychelles (171) had the highest number of new daily COVID-19 cases per 1 million population among all MS.

Last week (week 34), 38 new COVID-19 deaths were reported in Africa, a 3% increase in the number of new deaths reported compared to the previous week. Approximately 68% of these deaths were reported from the Northern region. The remaining deaths were reported from the Southern (14%) and Western (18%) regions. There were no deaths reported from the Central and Eastern regions. Cumulative COVID-19 case and death totals and new COVID-19 cases and deaths reported during week 34 by AU Member State are summarized in Table 1.

More than 227,366 tests were conducted during the past week, reflecting a 44% decrease in the number of tests compared to the previous week. The weekly % test positivity has increased from 2% to 3%. Since February 2020, over 122 million COVID-19 tests have been conducted in Africa. **For more information on the COVID-19 situation in Africa**, please see the Africa CDC [daily dashboard](#) and [hotspot dashboard](#).

Cases, Deaths and Recoveries

Table 1. Confirmed COVID-19 cases, deaths and recoveries reported in Africa for Epi week 34

Country	Cumulative number of cases (new cases)	% change in new cases since week 33	Cumulative number of deaths (new deaths)	% change in new deaths since week 33
Central Africa	382,409 (350)	-46.3%	4,564 (0)	NA*
Burundi	49,258 (195)	-62.1%	15 (0)	NA*
Cameroon	121,652 (0)	NA*	1,935 (0)	NA*
Central African Republic	14,870 (0)	-100%	113 (0)	NA*
Chad	7,489 (33)	725%	193 (0)	NA*
Congo Republic	24,775 (0)	NA*	386 (0)	NA*
DR Congo	92,710 (78)	81.4%	1,357 (0)	NA*
Equatorial Guinea	16,853 (13)	-66.7%	183 (0)	NA*
Gabon	48,649 (14)	NA*	306 (0)	NA*
São Tomé and Príncipe	6,153 (17)	6.3%	76 (0)	NA*
Eastern Africa	1,464,631 (907)	-7.5%	27,612 (0)	-100%
Comoros	8,425 (51)	NA*	160 (0)	NA*
Djibouti	15,753 (0)	NA*	189 (0)	NA*
Eritrea	10,154 (5)	-61.5%	103 (0)	NA*
Ethiopia	493,144 (176)	-3.3%	7,571 (0)	-100%
Kenya	338,161 (114)	39%	5,673 (0)	NA*
Madagascar	66,615 (16)	NA*	1,410 (0)	-100%
Mauritius	38,427 (0)	NA*	1,002 (0)	NA*
Rwanda	132,410 (25)	-16.7%	1,460 (0)	NA*
Seychelles	45,971 (119)	-25.6%	168 (0)	NA*
Somalia	27,137 (117)	NA*	1,361 (0)	NA*
South Sudan	17,783 (0)	NA*	138 (0)	NA*
Sudan	63,173 (26)	NA*	3,909 (0)	NA*
Tanzania	38,712 (258)	3.6%	841 (0)	NA*
Uganda	168,766 (0)	-100%	3,627 (0)	NA*

Country	Cumulative number of cases (new cases)	% change in new cases since week 33	Cumulative number of deaths (new deaths)	% change in new deaths since week 33
Northern Africa	3,765,001 (2,286)	5.5%	84,525 (26)	189%
Algeria	270,175 (370)	-44.6%	6,878 (0)	NA*
Egypt	515,667 (0)	NA*	24,624 (0)	NA*
Libya	506,768 (166)	-42.4%	6,437 (1)	0%
Mauritania	62,761 (22)	-29%	992 (0)	NA*
Morocco	1,264,316 (331)	-37.8%	16,271 (1)	0%
Sahrawi	2,147 (3)	-70%	90 (0)	NA*
Tunisia	1,143,167 (1,394)	118.5%	29,233 (24)	243%
Southern Africa	5,559,808 (2,210)	-20%	127,429 (5)	-72%
Angola	102,655 (0)	NA*	1,917 (0)	NA*
Botswana	263,950 (0)	NA*	2,739 (0)	NA*
Eswatini	73,358 (14)	-17.6%	1,422 (3)	NA*
Lesotho	34,428 (58)	-31.8%	704 (0)	NA*
Malawi	87,839 (56)	-22.2%	2,675 (0)	-100%
Mozambique	230,068 (67)	-41.2%	2,220 (1)	NA*
Namibia	166,637 (0)	-100%	4,077 (0)	-100%
South Africa	4,011,357 (1,627)	3.9%	102,066 (0)	NA*
Zambia	332,812 (312)	-29.4%	4,016 (0)	NA*
Zimbabwe	256,704 (76)	-9.5%	5,593 (1)	-75%

Country	Cumulative number of cases (new cases)	% change in new cases since week 33	Cumulative number of deaths (new deaths)	% change in new deaths since week 33
Western Africa	870,803 (1,414)	8.6%	11,437 (7)	75%
Benin	27,316 (0)	NA*	163 (0)	NA*
Burkina Faso	21,204 (0)	NA*	387 (0)	NA*
Cabo Verde	62,310 (21)	-40%	410 (0)	NA*
Côte d'Ivoire	86,640 (186)	-38.6%	817 (0)	-100%
Gambia	12,345 (107)	NA*	371 (3)	NA*
Ghana	168,580 (15)	-86.1%	1,459 (0)	NA*
Guinea	37,739 (178)	345%	787 (1)	0%
Guinea-Bissau	8,491 (9)	NA*	175 (1)	NA*
Liberia	7,732 (76)	-2.6%	294 (0)	NA*
Mali	31,325 (65)	333.3%	739 (0)	NA*
Niger	9,329 (126)	96.9%	312 (1)	NA*
Nigeria	263,526 (436)	2.3%	3,147 (0)	NA*
Senegal	88,068 (108)	-31.6%	1,968 (0)	NA*
Sierra Leone	7,747 (3)	0%	126 (1)	NA*
Togo	38,451 (84)	16.7%	282 (0)	-100%
Africa	12,042,652 (7,167)	-8.9%	255,567 (38)	3%

New (Africa CDC) Response Activities

General

1. Dr. Ahmed E. Ogwell Ouma, Acting Director of Africa CDC, hosted the Africa CDC weekly press briefing on Thursday 25 August 2022 at 12 p.m. EAT. He provided an update on the COVID-19 situation across the continent, including response efforts and progress on increasing COVID-19 vaccination coverage. The recording is available on the [Africa CDC Twitter page](#).
1. Dr. Ahmed E. Ogwell Ouma, Acting Director of Africa CDC, delivered a keynote address on the lessons learned from the COVID-19 pandemic response, urged innovation in Africa to succeed and called for Africa's New Public Health Order the new normal during the Convention organized by Bio Africa on 24 to 26 August 2022 in Durban, South Africa.

Sciences, Standards and Regulations

1. Subscribe [here](#) to receive the Partnership for Evidence-Based Response to COVID-19 (PERC) update and all other products, or visit the [PERC](#) and [Africa CDC websites](#).
1. [Access the latest PERC report on "Responding to COVID-19 in Africa: Finding the Balance \(Part IV\) and Calls to Action" here.](#)

Recommendations

AU Member States should continue to organize and implement COVID-19 vaccination campaigns, with a focus on increasing [eligibility](#) and demand needed to achieve 70% vaccine coverage. Member States should also address vaccine misinformation with effective community-based risk communication and vaccine promotion activities.

AU Member States are encouraged to implement a tiered public health and social measures (PHSM) approach. This approach will ensure that measures are targeted and informed by the current COVID-19 situation.

AU Member States should continue to **enhance COVID-19 surveillance** efforts to include:

[Community-based surveillance](#) to detect symptomatic cases early and minimize viral transmission. Where feasible, [rapid antigen tests](#) and [self-testing](#) can be used to enhance diagnostic screening efforts.

[Rapid mortality surveillance](#) that focuses on collection, analysis and use of all-cause mortality data captured from facility and/or community-based surveillance activities to improve knowledge of COVID-19 related outcomes.

[Genomic surveillance](#) to monitor the presence of variants and the spread and continuous evolution of the virus.

[Syndromic surveillance](#) for influenza-like illness (ILI) and severe acute respiratory infections (SARI) to monitor COVID-19 trends in comparison to other respiratory pathogens.

AU Member States are encouraged to:

Continue contact tracing activities where feasible based on the current epidemiological situation and country capacity.

Inform the general public about the importance of seeking immediate medical care for individuals who develop severe symptoms of COVID-19 (e.g. difficulty breathing).

Engage social scientists to help inform and enhance vaccination campaigns and PHSM implementation.

All AU Member States should notify and routinely share data with Africa CDC and WHO on confirmed COVID-19 cases, deaths, recoveries, tests conducted and infected healthcare workers to support data for action. Notify Africa CDC by emailing: AfricaCDCEBS@africa-union.org.

Resources

Africa CDC COVID-19 updates <https://africacdc.org/covid-19/>

Adapted Africa Joint Continental Strategy for COVID-19 Pandemic: <https://africacdc.org/download/adapted-africa-joint-continental-strategy-for-covid-19-pandemic/>

Africa CDC Resources, policy guidelines, and infographics: <https://africacdc.org/covid-19/covid-19-resources/>

Africa CDC Hotspot and PHSM Tiers dashboards: <https://africacdccovid.org/>

Africa CDC vaccination dashboard: <https://africacdc.org/covid-19-vaccination/>

Africa CDC pathogen genomics dashboard: <https://africacdc.org/institutes/africa-pathogen-genomics-initiative/>

Partnership for Evidence-Based Response to COVID-19 (PERC) <https://preventepidemics.org/covid19/perc/>

WHO Technical Guidance. <https://www.who.int/emergencies/diseases/novel-coronavirus-2019/technical-guidance>

Additional Figures

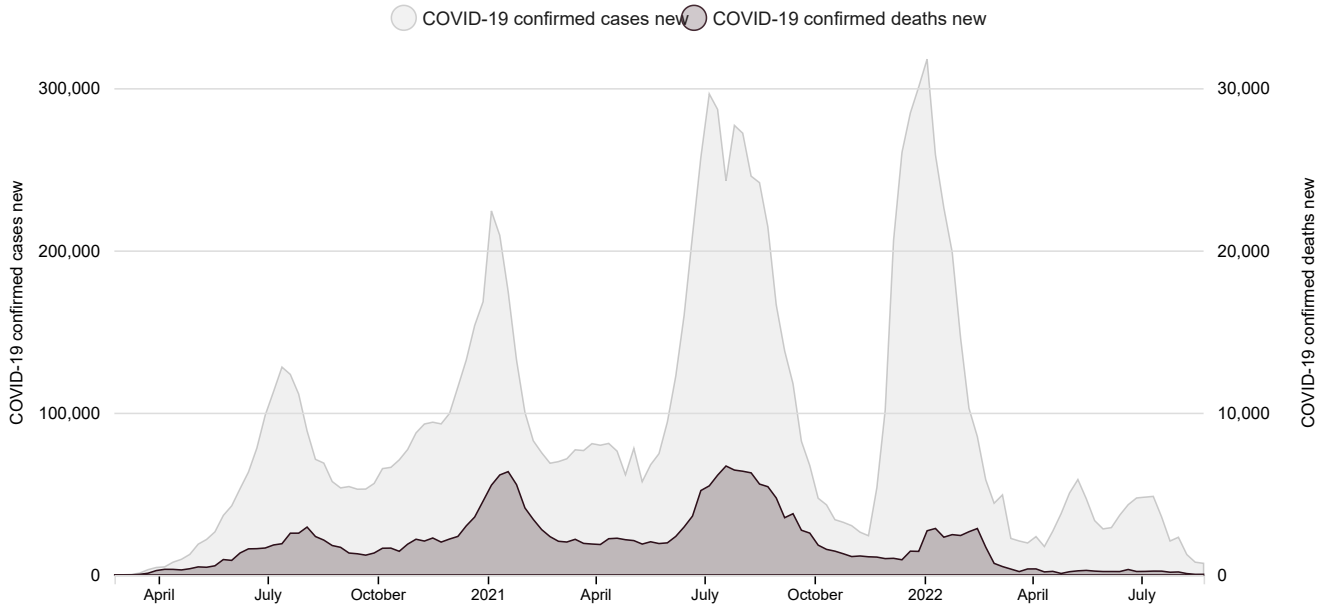
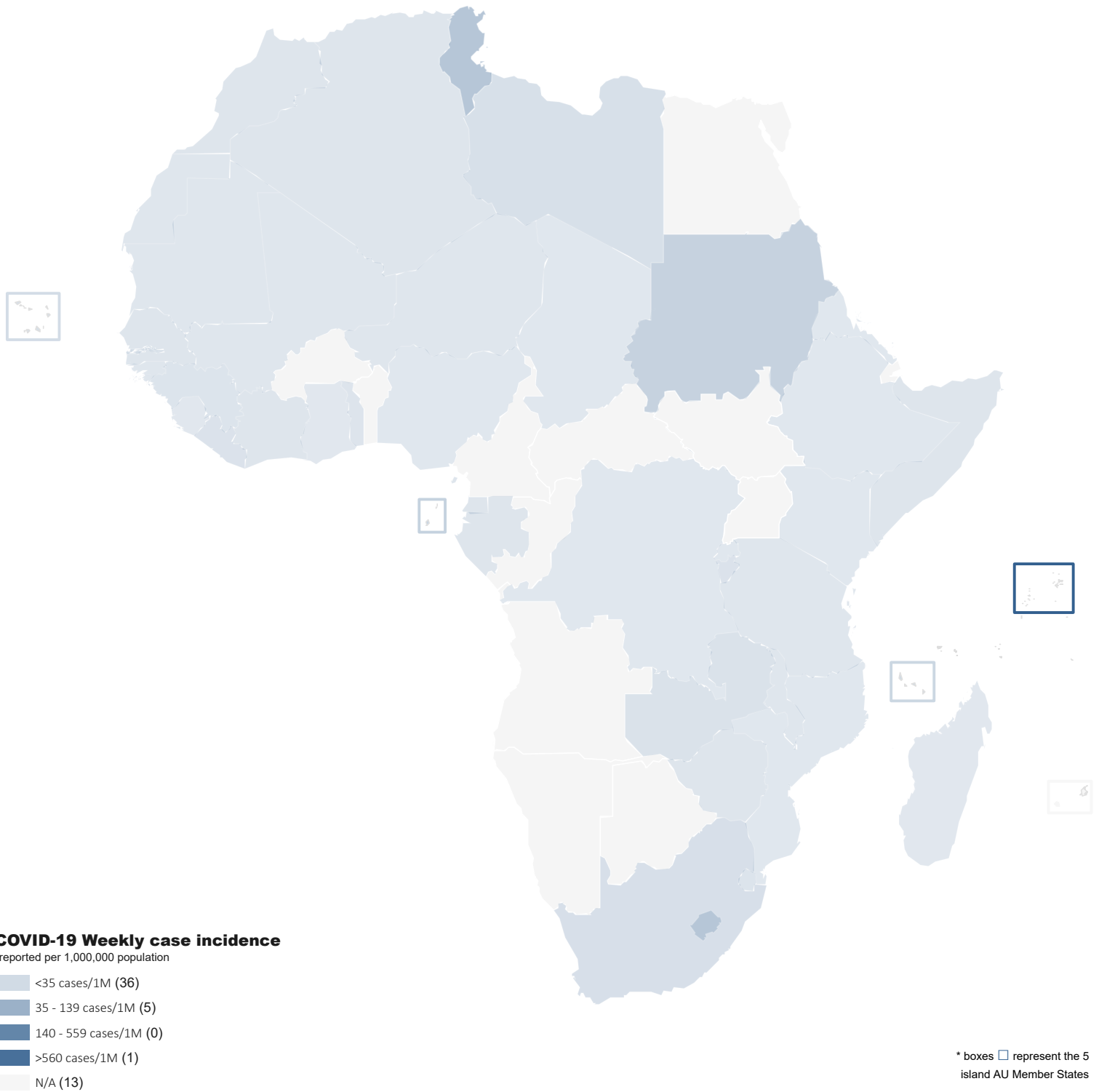
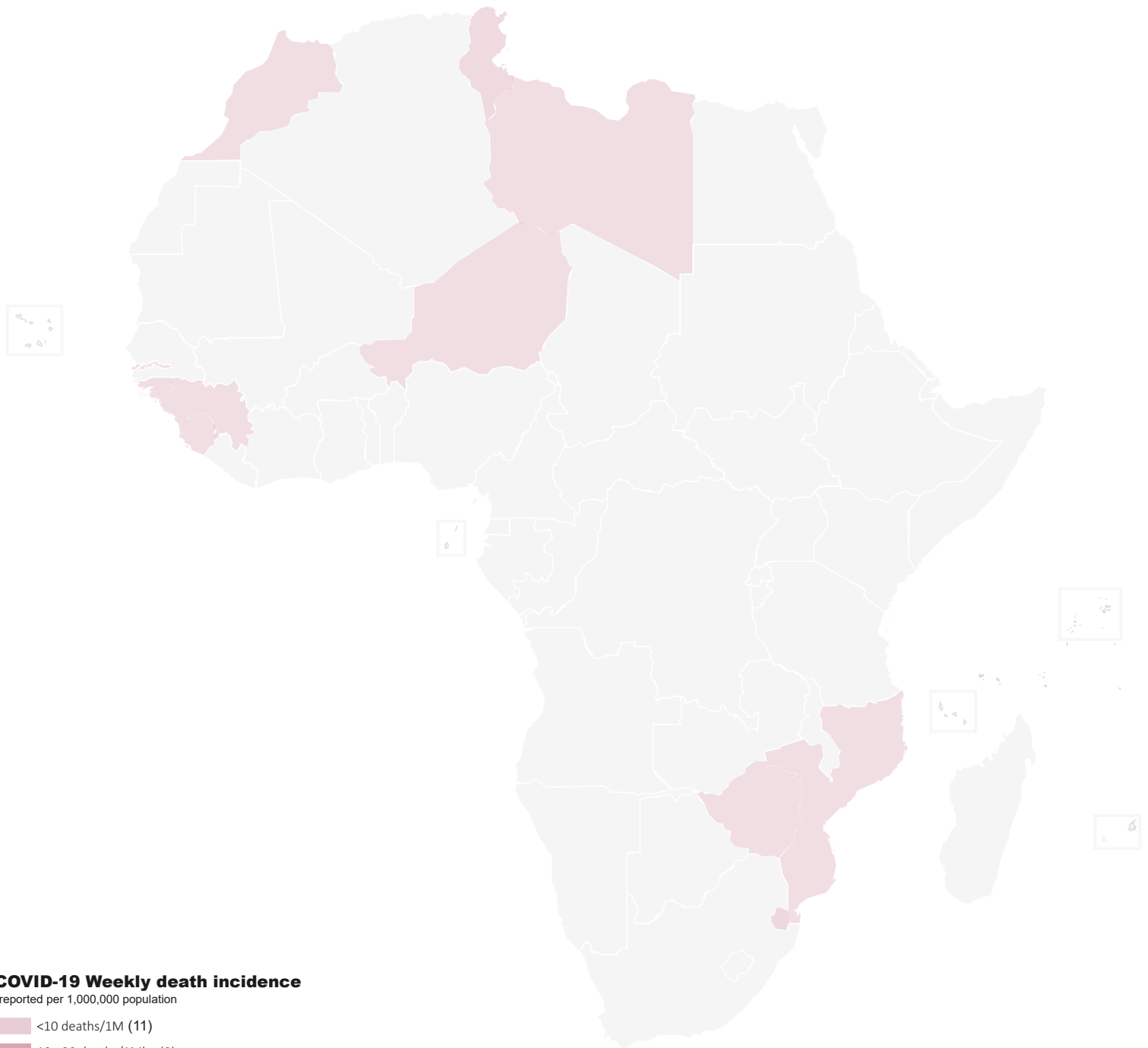


Figure 2. New COVID-19 cases VS deaths reported in Africa region (15 February 2020 - 30 August 2022)



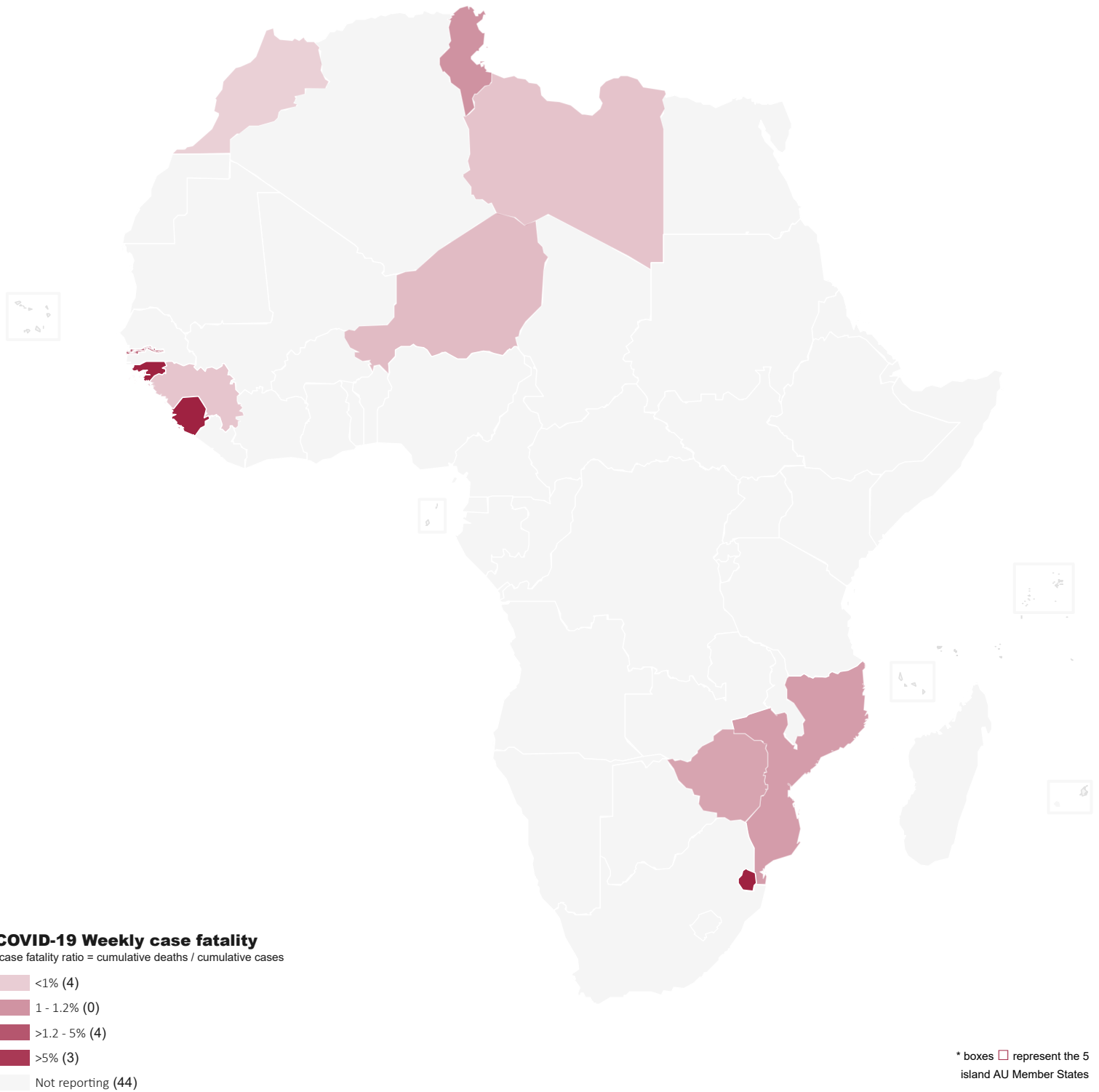
Note: The boundaries and names shown and the designations used on this map do not imply official endorsement or acceptance by the African Union.

Figure 3. Map of weekly COVID-19 case incidence* by African Union Member State for epidemiological week 34 [2022-08-22 - 2022-08-28]



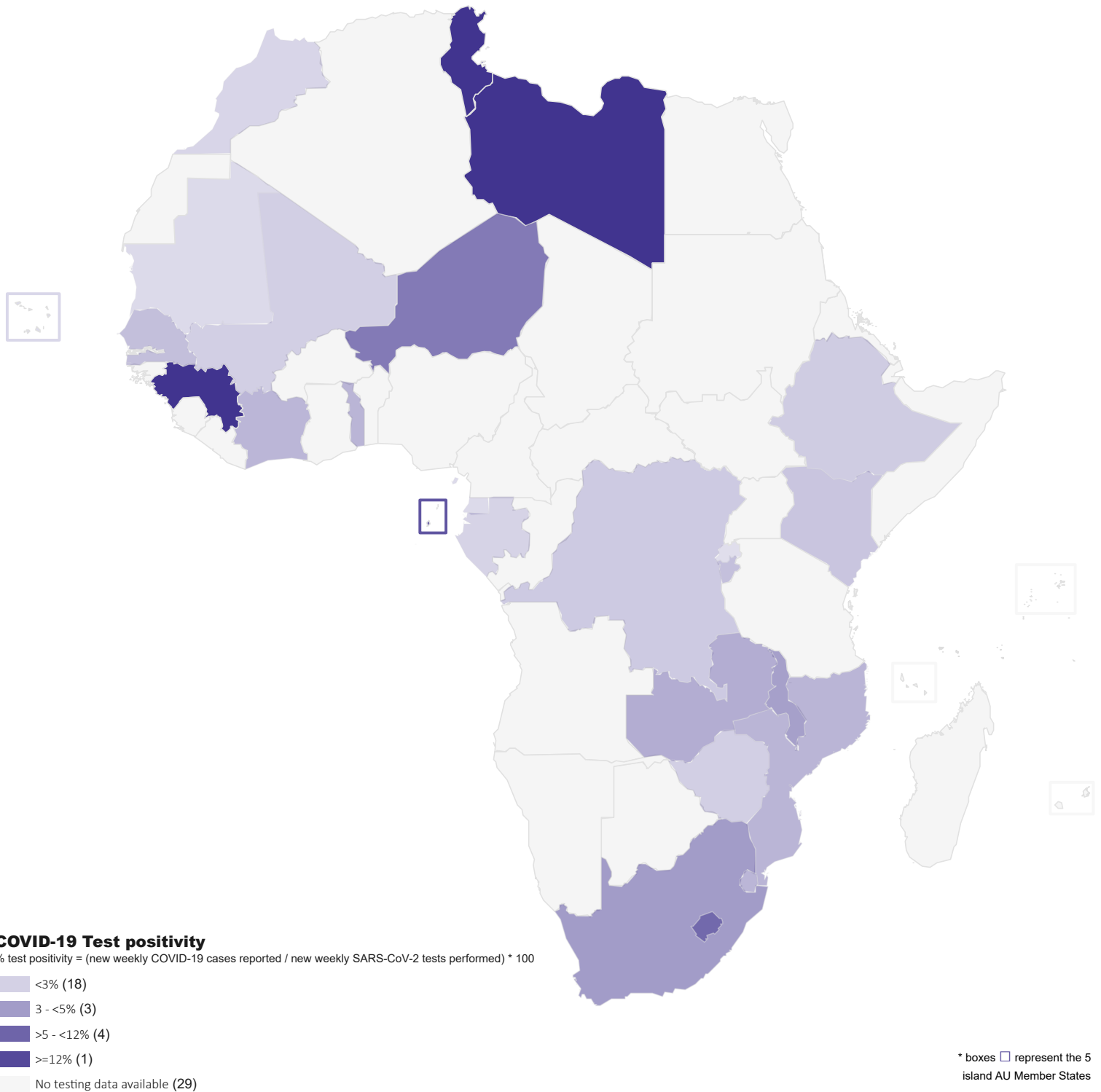
Note: The boundaries and names shown and the designations used on this map do not imply official endorsement or acceptance by the African Union.

Figure 4. Map of weekly COVID-19 death incidence* by African Union Member State for epidemiological week 34 [2022-08-22 - 2022-08-28]



Note: The boundaries and names shown and the designations used on this map do not imply official endorsement or acceptance by the African Union.

Figure 5. Map of weekly COVID-19 case fatality* by African Union Member State for epidemiological week 34 [2022-08-22 - 2022-08-28]



Note: The boundaries and names shown and the designations used on this map do not imply official endorsement or acceptance by the African Union.

Figure 6. Map of weekly SARS-CoV-2 test positivity* by African Union Member State for epidemiological week 34 [2022-08-22 - 2022-08-28]

